



# Club Health Assessment for District 322 A through April 2025

			Status	Membership							Reports					Finance		LCIF
Club Number	Club Name	Charter Date		Current Member Count	YTD Members Added	YTD Members Dropped	YTD Net Growth	YTD Net Growth%	Member Count 12 Months Ago	Avg. length of service for dropped members	Months Since Last MMR ***	Yrs. Since Last Officer Report	President Rotation	Vice President Reported ****	Months Since Last Activity Report ***	Account Balance	Donations for current Fiscal Year	
			Number of times on status quo within last two years	If below 15 members appears					If net loss is greater than 20% appears		If no report in 3 months appears in	When more than one year appears in	Number of repeat terms	Notes the officers that do not have an active	If no report at 12 months appears in red			
Clubs less than two years old																		
157713	Basukinath Dham	04/25/2024	Active	20	0	0	0	0.00%	22		12		2	N	M,SC	9		
154920	Deoghar Samarpan	06/21/2023	Cancelled(8*)	0	0	25	-25	-100.00%	20	2	4	1	None		P,S,T,M,VP SC	18	90+ Days	
180192	Gaya Mahabodhi	12/31/2024	Active	20	20	0	20	100.00%	0		2			N	M,VP,SC	N/R		
155105	Ghormara Samarpan	07/11/2023	Cancelled(8*)	0	0	15	-15	-100.00%	20	2	4	1	None		P,S,T,M,VP SC	N/R	90+ Days	
155930	Giridih Sunshine	09/08/2023	Active(1)	22	0	0	0	0.00%	24		10		2	N	SC	10		
155293	Hazaribag Royal	09/07/2023	Cancelled(8*)	0	0	20	-20	-100.00%	20	1	4		None		P,S,T,M,VP SC	N/R	90+ Days	
171399	Hazaribagh Executive	05/21/2024	Active	20	0	0	0	0.00%	0		9		None		P,S,T,M,VP SC	N/A	90+ Days	
177307	Jamshedpur Dynamic	08/30/2024	Active	22	22	0	22	100.00%	0		8				M,VP,SC	N/R	90+ Days	
155029	Jamshedpur Premium	07/06/2023	Active	70	10	0	10	16.67%	60		1		2	R	M,VP,SC	1	\$5,001.50	
180140	Jamshedpur Sunshine	04/21/2025	Newly Chartered	20	20	0	20	100.00%	0		0			N	M,VP,SC	N/R		
176673	Katras Proper	08/09/2024	Active	24	24	0	24	100.00%	0		8			N	M,VP,SC	N/R	\$23.96	
156867	Medininagar	12/18/2023	Active	25	4	4	0	0.00%	27	1	4		2	N		14		
156110	Ranchi Anant Greater	09/27/2023	Cancelled(8*)	0	4	28	-24	-100.00%	21	1	5		None		P,S,T,M,VP SC	5	90+ Days	
172168	Ranchi Global	06/12/2024	Active(1)	28	7	4	3	12.00%	0	1	0			N		0	90+ Days	
157109	Ranchi Harikanak Greater	01/05/2024	Active(1)	26	11	6	5	23.81%	22	1	1			N	M	1		
158074	Ranchi Namkum	04/18/2024	Active	20	0	0	0	0.00%	20		12		None		P,S,T,M,VP SC	N/R	90+ Days	
171891	Ranchi Nivedita	06/10/2024	Active	22	2	0	2	10.00%	0		0			N	M,SC	0		
154332	Ranchi Smile	05/15/2023	Active	11	0	5	-5	-31.25%	18	3	1				S,T,M,VP,SC	9	90+ Days	
158066	Simdega Greater	04/30/2024	Active(1)	8	1	15	-14	-63.64%	22	1	4		2		T,M,VP,SC	9	90+ Days	
Clubs more than two years old																		
58224	ADITYAPUR GREATER	05/03/1996	Active	25	4	7	-3	-10.71%	33	2	4		2	R	S,T	7	\$138.37	
Exc Award (06/30/2018, 06/30/2019, 06/30/20																		
48064	BAGHMARA	01/14/1988	Active	43	7	1	6	16.22%	41	11	0			N		1		
Exc Award (06/30/2018, 06/30/2019, 06/30/20																		



# Club Health Assessment for District 322 A through April 2025

			Status	Membership							Reports					Finance		LCIF
Club Number	Club Name	Charter Date		Current Member Count	YTD Members Added	YTD Members Dropped	YTD Net Growth	YTD Net Growth%	Member Count 12 Months Ago	Avg. length of service for dropped members	Months Since Last MMR ***	Yrs. Since Last Officer Report	President Rotation	Vice President Reported ****	Months Since Last Activity Report ***	Account Balance	Donations for current Fiscal Year	
			Number of times on status quo within last two years	If below 15 members appears				If net loss is greater than 20% appears			If no report in 3 months appears in	When more than one year appears in	Number of repeat terms	Notes the officers that do not have an active	If no report at 12 months appears in red			
131921	Baghmara Centennial	07/03/2017	Active	26	0	0	0	0.00%	29		10			N	7			
Exc Award (06/30/2018, 06/30/2019, 06/30/2020)																		
68858	BAGODAR	05/22/2003	Active(1)	16	0	0	0	0.00%	17		10			N	T,M,SC	8	\$11.38	
Exc Award (06/30/2018, 06/30/2021)																		
78107	BALIAPUR	01/22/2004	Active	20	0	0	0	0.00%	22		11			R	P,SC	3	\$13.78	
Exc Award (06/30/2018, 06/30/2021)																		
66904	BARHI	11/22/2002	Cancelled(8*)	0	0	16	-16	-100.00%	16	13	14	1	None		P,S,T,M,VP SC	24+	90+ Days \$8.98	
Exc Award (06/30/2019)																		
103910	BHURKUNDA	11/03/2008	Active	35	0	5	-5	-12.50%	40	6	4			N	VP,SC	0	\$19.17	
Exc Award (06/30/2018, 06/30/2021, 06/30/2022)																		
26048	BOKARO STEEL CITY	04/04/1965	Active	70	1	2	-1	-1.41%	74	20	0			N	SC	0		
Exc Award (06/30/2017, 06/30/2018, 06/30/2019)																		
50910	BOKARO THERMAL	08/23/1990	Active(1)	28	0	0	0	0.00%	29		9		2	N	T,M,SC	19	\$19.77	
Exc Award (06/30/2018, 06/30/2019)																		
118094	CHAIBASA	10/23/2012	Active	40	0	0	0	0.00%	38		9			N	SC	10	\$14.97	
Exc Award (06/30/2023)																		
148126	Chaibasa Lavanya	08/30/2021	Active	20	1	0	1	5.26%	35		3			N		0	\$16.17	
Exc Award (06/30/2023)																		
145872	Chandwa Roaring	06/08/2021	Cancelled(8*)	0	0	22	-22	-100.00%	22	4	17	1	None		P,S,T,M,VP SC	N/A	90+ Days	
149615	Chatra United	01/24/2022	Cancelled(8*)	0	0	13	-13	-100.00%	19	2	3	1	None		P,S,T,M,VP SC	10	90+ Days	
26031	DALTONGANJ	09/28/1964	Active	30	1	0	1	3.45%	29		1			N	VP	8	\$19.17	
Exc Award (06/30/2017, 06/30/2018, 06/30/2020)																		
129912	Daltonganj Femina	01/30/2017	Active	22	0	1	-1	-4.35%	23	8	0			N	P,VP	9	\$9.58	
Exc Award (06/30/2018)																		
65330	DEOGHAR	05/17/2002	Active	67	1	3	-2	-2.90%	75	17	7			N		1	\$452.84	
BAIDYANATHDHAM																		
Exc Award (06/30/2018, 06/30/2019, 06/30/2020)																		
26035	DHANBAD	04/20/1959	Active(1)	27	11	7	4	17.39%	24	9	5			N	M,VP,SC	0		
Exc Award (06/30/2018, 06/30/2019, 06/30/2020)																		
152443	Dhanbad Coal Capital	09/01/2022	Active(3)	14	0	5	-5	-26.32%	19	2	0		2	N	S,SC	14		



# Club Health Assessment for District 322 A through April 2025

			Status	Membership							Reports					Finance		LCIF
Club Number	Club Name	Charter Date		Current Member Count	YTD Members Added	YTD Members Dropped	YTD Net Growth	YTD Net Growth%	Member Count 12 Months Ago	Avg. length of service for dropped members	Months Since Last MMR ***	Yrs. Since Last Officer Report	President Rotation	Vice President Reported ****	Months Since Last Activity Report ***	Account Balance	Donations for current Fiscal Year	
			Number of times on status quo within last two years	If below 15 members appears				If net loss is greater than 20% appears			If no report in 3 months appears in	When more than one year appears in	Number of repeat terms	Notes the officers that do not have an active	If no report at 12 months appears in red			
32761	DHANBAD COALFIELDS	09/28/1976	Active	25	0	0	0	0.00%	25		10		2	N	VP	6		
Exc Award (06/30/2018, 06/30/2020, 06/30/2021)																		
129711	Dhanbad Savera	01/03/2017	Active	27	0	8	-8	-22.86%	41	2	4			N	S,T,M,VP,SC	7	\$22.76	
Exc Award (06/30/2018, 06/30/2019)																		
26036	DHURWA	04/26/1964	Cancelled(8*)	0	0	22	-22	-100.00%	25	12	1		None		P,S,T,M,VP SC	19	90+ Days	
Exc Award (06/30/2017, 06/30/2018, 06/30/2019)																		
35456	DUMKA SANTHAL PARGANAS	04/17/1978	Active(1)	59	1	0	1	1.72%	58		0		2	R	P,M	0	\$2,420.75	
Exc Award (06/30/2019, 06/30/2021, 06/30/2022)																		
111335	GARHWA AWESOME	06/09/2011	Active	20	3	0	3	17.65%	19		0			N	M,VP,SC	0		
Exc Award (06/30/2018, 06/30/2021)																		
135294	Garhwa City	06/19/2018	Active	20	0	0	0	0.00%	22		10				M,VP	10		
Exc Award (06/30/2019, 06/30/2021)																		
68807	GARHWA GREEN	05/14/2003	Active(1)	38	2	2	0	0.00%	47	3	0			N	P,T,M,VP	6	\$13.18	
Exc Award (06/30/2018, 06/30/2021)																		
45732	GARHWA VISHAL	01/20/1986	Active	31	3	0	3	10.71%	29		0			R	S	4	\$2,000.60	
Exc Award (06/30/2021)																		
26039	GAYA	09/28/1961	Active	34	6	0	6	21.43%	29		8			N	S,T,M,SC	7	\$20.37	
Exc Award (06/30/2018, 06/30/2019, 06/30/2020)																		
55101	GAYA MAGADH	12/06/1993	Active	21	4	8	-4	-16.00%	30	23	0		2		T,VP,SC	9		
Exc Award (06/30/2019)																		
142164	Giridih Elite	07/23/2020	Active	34	4	1	3	9.68%	34	0	4			N		3		
129304	Giridih Jagriti	12/27/2016	Active	23	1	0	1	4.55%	26		7			N	M,SC	0		
Exc Award (06/30/2018, 06/30/2019)																		
47372	GIRIDIH TOWN	05/26/1987	Active	53	0	0	0	0.00%	53		9			N	VP	5		
Exc Award (06/30/2017, 06/30/2018, 06/30/2019)																		
35859	GOBINDPUR	06/22/1978	Active	86	4	10	-6	-6.52%	102	8	0			N	T,SC	9		
Exc Award (06/30/2018, 06/30/2019, 06/30/2020)																		
51376	GUMLA	03/01/1991	Active	39	1	3	-2	-4.88%	41	17	4			N	T,M,SC	0	\$20.96	
Exc Award (06/30/2018, 06/30/2019, 06/30/2020)																		



# Club Health Assessment for District 322 A through April 2025

			Status	Membership							Reports					Finance		LCIF
Club Number	Club Name	Charter Date		Current Member Count	YTD Members Added	YTD Members Dropped	YTD Net Growth	YTD Net Growth%	Member Count 12 Months Ago	Avg. length of service for dropped members	Months Since Last MMR ***	Yrs. Since Last Officer Report	President Rotation	Vice President Reported ****	Months Since Last Activity Report ***	Account Balance	Donations for current Fiscal Year	
			Number of times on status quo within last two years	If below 15 members appears				If net loss is greater than 20% appears			If no report in 3 months appears in	When more than one year appears in	Number of repeat terms	Notes the officers that do not have an active	If no report at 12 months appears in red			
147336	Gumla Greater	07/04/2021	Active(1)	27	0	12	-12	-30.77%	39	2	4		2	VP	8		\$17.97	
149825	Harihar Dham	03/02/2022	Cancelled(8*)	0	0	70	-70	-100.00%	20	1	4	1	None	P,S,T,M,VP SC	N/A	90+ Days	\$11.98	
26042	HAZARIBAGH	06/20/1963	Active(1)	36	0	16	-16	-30.77%	52	10	4			M,VP,SC	17		\$32.94	
Exc Award (06/30/2017, 06/30/2021)																		
149833	Hazaribagh Ichak	03/02/2022	Cancelled(8*)	0	0	20	-20	-100.00%	20	2	4	1	None	P,S,T,M,VP SC	N/A	90+ Days	\$10.18	
144378	Hazaribagh Roaring	12/31/2020	Active(1)	17	18	26	-8	-32.00%	25	3	1		2	R	T	0	\$19.17	
134059	Hinoo	03/20/2018	Active	24	3	0	3	14.29%	20		1			N	T	11		
Exc Award (06/30/2019, 06/30/2022, 06/30/20)																		
47031	ISRI DUMRI	03/09/1987	Active	42	7	0	7	20.00%	47		1		2	M,VP,SC	0		\$29.95	
Exc Award (06/30/2017, 06/30/2019, 06/30/20)																		
26044	JAMSHEDPUR	04/20/1959	Active	72	10	16	-6	-7.69%	89	3	0			N	0		\$1,803.54	
Exc Award (06/30/2018, 06/30/2020, 06/30/20)																		
104002	JAMSHEDPUR CENTENARY	11/20/2008	Active	25	2	0	2	8.70%	32		2		2	N	M,VP,SC	18	\$17.97	
Exc Award (06/30/2018, 06/30/2019)																		
149239	Jamshedpur Bharat	12/13/2021	Active	22	0	4	-4	-15.38%	27	2	4		4	R	3		\$15.57	
130616	Jamshedpur Femina	04/06/2017	Active	30	17	8	9	42.86%	28	4	0			N	0		\$1,018.27	
Exc Award (06/30/2018, 06/30/2019, 06/30/20)																		
60707	JAMSHEDPUR GOLMURI	04/28/1998	Active	23	2	1	1	4.55%	24	18	0			N	T,VP,SC	15	\$1,000.30	
Exc Award (06/30/2016, 06/30/2017, 06/30/20)																		
129664	Jamshedpur Kalimati	12/21/2016	Active	26	2	2	0	0.00%	32	2	0			M,VP,SC	6		\$25.16	
Exc Award (06/30/2018, 06/30/2020, 06/30/20)																		
46667	JAMSHEDPUR NORTH	11/03/1986	Active	51	9	2	7	15.91%	52	13	0		2	N	VP	2	\$119.80	
Exc Award (06/30/2017, 06/30/2019, 06/30/20)																		
59044	JAMSHEDPUR STEEL CITY	01/27/1997	Active	23	2	3	-1	-4.17%	33	4	0		4	R	T,VP,SC	0	\$16.17	
Exc Award (06/30/2017, 06/30/2018, 06/30/20)																		
46668	JAMSHEDPUR TATANAGAR	11/03/1986	Cancelled(8*)	0	0	16	-16	-100.00%	29	9	0		None	P,S,T,M,VP SC	10	90+ Days		
Exc Award (06/30/2019, 06/30/2021)																		
153537	Jamshedpur Unity	03/24/2023	Active(1)	21	3	0	3	16.67%	20		3		3	S,M,VP,SC	10	90+ Days	\$1,000.30	



# Club Health Assessment for District 322 A through April 2025

			Status	Membership							Reports					Finance	LCIF
Club Number	Club Name	Charter Date		Current Member Count	YTD Members Added	YTD Members Dropped	YTD Net Growth	YTD Net Growth%	Member Count 12 Months Ago	Avg. length of service for dropped members	Months Since Last MMR ***	Yrs. Since Last Officer Report	President Rotation	Vice President Reported ****	Months Since Last Activity Report ***	Account Balance	Donations for current Fiscal Year
			Number of times on status quo within last two years	If below 15 members appears				If net loss is greater than 20% appears			If no report in 3 months appears in	When more than one year appears in	Number of repeat terms	Notes the officers that do not have an active	If no report at 12 months red		
77368	JHUMRI TELAIYA	06/26/2003	Active(1)	20	0	5	-5	-20.00%	23	10	4			N P,S,T	20		\$17.97
	Exc Award (06/30/2018, 06/30/2019)																
144041	Katras	12/16/2020	Active	43	5	0	5	13.16%	45		4			R T	12		
	Exc Award (06/30/2022)																
26047	MADHUPUR	03/10/1967	Active	43	4	5	-1	-2.27%	44	4	0			N M,SC	4		\$29.35
	Exc Award (06/30/2017, 06/30/2018, 06/30/20																
35003	NOAMUNDI	01/11/1978	Active(1)	110	28	3	25	29.41%	85	2	3			N	3		\$30.55
	Exc Award (06/30/2021)																
50222	RAJDHANWAR	02/22/1990	Active(2)	34	0	3	-3	-8.11%	37	12	8			N M,SC	4		
	Exc Award (06/30/2016, 06/30/2018, 06/30/20																
47033	RAMGARH CANTT	03/09/1987	Active	37	0	5	-5	-11.90%	42	17	0			R P,T,VP	3		\$2,029.35
	Exc Award (06/30/2018, 06/30/2021)																
26060	RANCHI	08/08/1960	Active	110	5	3	2	1.85%	115	3	2			R SC	1		\$169.80
	Exc Award (06/30/2016, 06/30/2017, 06/30/20																
104181	RANCHI PRABHAT	12/18/2008	Active	71	0	0	0	0.00%	75		10			N	5		
	Exc Award (06/30/2016, 06/30/2019, 06/30/20																
64350	RANCHI CAPITAL	05/30/2001	Active(1)	25	3	10	-7	-21.88%	43	6	1			N	4		\$17.37
	Exc Award (06/30/2018)																
64424	RANCHI CITY	06/18/2001	Active	31	5	8	-3	-8.82%	34	6	4			N P,S,T,VP	0		\$19.17
	Exc Award (06/30/2021, 06/30/2022, 06/30/20																
151709	Ranchi Divas	07/13/2022	Active	22	0	2	-2	-8.33%	25	2	5			M,VP,SC	1		\$11.98
45733	RANCHI EAST	01/17/1986	Active	176	16	156	-140	-44.30%	344	11	0		2	N SC	0		\$239.60
	Exc Award (06/30/2017, 06/30/2018, 06/30/20																
152586	Ranchi Eklavya Greater	03/13/2023	Active(1)	12	4	12	-8	-40.00%	25	2	1		4	M,VP,SC	9		
130179	Ranchi Femina	02/22/2017	Active(1)	17	4	4	0	0.00%	27	3	0			S,T,M,VP	3		\$2,017.97
	Exc Award (06/30/2018, 06/30/2019, 06/30/20																
136377	Ranchi Galaxy	09/13/2018	Active	11	3	3	0	0.00%	11	3	1			N T,M,SC	1		\$9.58
	Exc Award (06/30/2021)																
31829	RANCHI GREATER	03/05/1976	Active(1)	85	1	169	-168	-66.40%	279	3	1			VP,SC	7		\$1,700.45



# Club Health Assessment for District 322 A through April 2025

			Status	Membership							Reports					Finance		LCIF
Club Number	Club Name	Charter Date		Current Member Count	YTD Members Added	YTD Members Dropped	YTD Net Growth	YTD Net Growth%	Member Count 12 Months Ago	Avg. length of service for dropped members	Months Since Last MMR ***	Yrs. Since Last Officer Report	President Rotation	Vice President Reported ****	Months Since Last Activity Report ***	Account Balance	Donations for current Fiscal Year	
			Number of times on status quo within last two years	If below 15 members appears				If net loss is greater than 20% appears			If no report in 3 months appears in	When more than one year appears in	Number of repeat terms		Notes the officers that do not have an active	If no report at 12 months appears in red		
Exc Award (06/30/2018, 06/30/2019, 06/30/2020)	111049 RANCHI HILL TOWN	05/09/2011	Cancelled(8*)	0	0	30	-30	-100.00%	30	12	3	1	None	P,S,T,M,VP SC	12	90+ Days	\$16.77	
Exc Award (06/30/2017, 06/30/2018, 06/30/2020)	135815 Ranchi Life	07/25/2018	Active	24	6	3	3	14.29%	30	5	0			R T,M	0		\$1,000.30	
Exc Award (06/30/2019, 06/30/2024)	147347 Ranchi Mukti	07/05/2021	Active	31	0	0	0	0.00%	31		20	1	None	P,S,T,M,VP SC	12		\$19.17	
116822 RANCHI NORTH	05/10/2012	Active(1)	11	0	5	-5	-31.25%	16	11		4		None	N P,S,T,M,SC	9			
Exc Award (06/30/2017, 06/30/2019)	119769 Ranchi Premium	06/24/2013	Cancelled(8*)	0	0	39	-39	-100.00%	39	10	4	1	None	P,S,T,M,VP SC	24+	90+ Days		
Exc Award (06/30/2018, 06/30/2019)	105964 RANCHI QUEENS	06/23/2009	Active	16	1	1	0	0.00%	16	3	4			VP	1			
Exc Award (06/30/2018, 06/30/2019)	142199 Ranchi Roaring	07/31/2020	Active(1)	23	7	12	-5	-17.86%	28	4	0			N	9		\$17.97	
138599 Ranchi Samarpan	06/14/2019	Active	22	12	13	-1	-4.35%	22	2		3			N M	0		\$2,024.98	
88820 RANCHI SWARNAREKHA	06/29/2005	Cancelled(8*)	0	0	9	-9	-100.00%	24	9		9		None	P,S,T,M,VP SC	18	90+ Days		
Exc Award (06/30/2017, 06/30/2018, 06/30/2020)	26065 SASARAM	07/10/1966	Active	62	0	0	0	0.00%	58		10		8	R P,S,T,M,VP SC	15		\$16.77	
Exc Award (06/30/2018, 06/30/2019)	66647 SASARAM EAST	09/27/2002	Active(1)	20	2	4	-2	-9.09%	24	6	4		2	P,T,M,VP	5		\$1,022.46	
Exc Award (06/30/2018)	88819 SINDRI	06/29/2005	Active	34	2	0	2	6.25%	32		7		2	T,M,VP,SC	12			
Exc Award (06/30/2018, 06/30/2020, 06/30/2021)	50330 SONEBHADRA-DEHRI	03/26/1990	Active(1)	23	1	0	1	4.55%	22		8			R T,SC	14			
Exc Award (06/30/2018, 06/30/2019)	50240 SURIYA	02/26/1990	Cancelled(8*)	0	0	10	-10	-100.00%	10	24	4	1	None	P,S,T,M,VP SC	13	90+ Days		
Exc Award (06/30/2019)																		



## Club Health Assessment for District 322 A through April 2025

			Status	Membership							Reports				Finance	LCIF	
Club Number	Club Name	Charter Date		Current Member Count	YTD Members Added	YTD Members Dropped	YTD Net Growth	YTD Net Growth%	Member Count 12 Months Ago	Avg. length of service for dropped members	Months Since Last MMR ***	Yrs. Since Last Officer Report	President Rotation	Vice President Reported ****	Months Since Last Activity Report ***	Account Balance	Donations for current Fiscal Year
			Number of times on status quo within last two years	If below 15 members appears				If net loss is greater than 20% appears			If no report in 3 months appears in	When more than one year appears in	Number of repeat terms	Notes the officers that do not have an active	If no report at 12 months appears in red		

Clubs Cancelled Previous Fiscal Year – Clubs Cancelled within last 12 months may be reinstated

Club Number	Club Name	Charter Date	Current Status*	Cancellation Date
142015	Dhanbad Black Diamond	07/23/2020	Cancelled(8*)	12/29/2023
150621	Hazaribagh Barkagaon	05/10/2022	Cancelled(8*)	08/29/2023
151747	Katrasgarh	07/15/2022	Cancelled(8*)	12/29/2023
147454	Ranchi Earth	07/06/2021	Cancelled(8*)	12/29/2023
120374	Ranchi Youth	09/20/2013	Cancelled(8*)	12/29/2023

Current Total Clubs Count	YTD New Clubs Count	YTD Cancelled Clubs Count	YTD Net Club Gain	Current Total Members Count	YTD Add	YTD Drop	YTD Net Growth	YTD Net Growth %	Member Count 12 Months Ago	Average Member Count Per Club	% of Clubs with less than 20 members	% No MMR in 3 Months	% No Officer Report in 12 Months	% of Clubs with balance 90+ days	Number of Clubs in Status Quo	% Status Quo Clubs in Financial Suspension	Number of Cancelled Clubs	Average Cancelled Club Age	Members Lost Due to Cancellation	% of Clubs Cancelled for Non-Financial Reasons
84	4	15	-11	2,903	364	968	-604	-17.22%	3,687	35	12%	54%	1%	8%	0	0%	15	16	355	-33%

\* - P - Priority Club. Cancellation Reasons: 1-Objectives/conduct, 2-Non-active club, 5-Non-existing club, 6-Disbanding, 7-Merger, 8-Financial Suspension, 9-District/Multiple District Dues.

\*\* - Abbreviation: P-President, S-Secretary, T-Treasurer, M-Member Chairperson, VP-First Vice President, MC-Communications Chairperson, SC-Service Chairperson

\*\*\* - Abbreviation: N/R - Never reported using the Lions Clubs website, N/A - Not applicable, No password registered for the Lions Clubs website.

\*\*\*\* - Abbreviation: N - New, IP - Immediate Past, R - Repeat.





# Club Health Assessment for District 322 B1 through April 2025

			Status	Membership							Reports					Finance		LCIF
Club Number	Club Name	Charter Date		Current Member Count	YTD Members Added	YTD Members Dropped	YTD Net Growth	YTD Net Growth%	Member Count 12 Months Ago	Avg. length of service for dropped members	Months Since Last MMR ***	Yrs. Since Last Officer Report	President Rotation	Vice President Reported ****	Months Since Last Activity Report ***	Account Balance	Donations for current Fiscal Year	
			Number of times on status quo within last two years	If below 15 members appears				If net loss is greater than 20% appears			If no report in 3 months appears in	When more than one year appears in	Number of repeat terms	Notes the officers that do not have an active	If no report at 12 months red			
Clubs less than two years old																		
157016	Balia	12/28/2023	Active(1)	0	52	80	-28	-100.00%	28	2	0		None	P,S,T,M,VP SC	7			
180769	Dhubulia Pratyasha	02/17/2025	Newly Chartered	20	20	0	20	100.00%	0		0			M,VP,SC	0			
155369	Fulia Kritibas	07/31/2023	Active	29	8	0	8	38.10%	22		0		R		0		\$124.59	
181647	Gede Eternal Faith	04/14/2025	Newly Chartered	20	20	0	20	100.00%	0		0			M,VP,SC	N/R			
173644	Haringhata	07/31/2024	Active	20	25	5	20	100.00%	0	0	4			M,VP,SC	0		\$119.80	
157014	Howrah Botanical Garden	12/29/2023	Active	23	5	4	1	4.55%	21	1	1		2	R	0		\$115.00	
178986	Karimpur Sebayon	09/30/2024	Active	20	20	0	20	100.00%	0		7			M,VP,SC	0		\$95.84	
154710	Kolkata Aryavart	06/12/2023	Active	23	2	4	-2	-8.00%	25	2	0		3	R	5			
Exc Award (06/30/2024)																		
154883	Kolkata Bandhan	06/20/2023	Active(1)	15	1	5	-4	-21.05%	16	2	0		3	R	2	90+ Days		
174932	Kolkata Crystal	07/15/2024	Active	31	31	0	31	100.00%	0		2		N	M,SC	0		\$191.68	
157013	Kolkata Metropolitan	12/30/2023	Active	25	5	0	5	25.00%	20		2		2	S,T,M,VP,SC	0	90+ Days		
154730	Kolkata Prakriti	06/15/2023	Active	30	5	2	3	11.11%	21	2	0		N	M,SC	0		\$896.07	
Exc Award (06/30/2024)																		
172701	Kolkata Professional	07/23/2024	Active	20	20	0	20	100.00%	0		0		N		0			
157081	Kolkata The Victoria	12/30/2023	Active	20	0	0	0	0.00%	20		10		2	M,VP,SC	0	90+ Days		
155366	Kolkata Women Power	08/28/2023	Active	44	35	4	31	238.46%	20	1	0			S,T,M,VP,SC	2	90+ Days		
172613	Krishnagar Abhiyojon	07/30/2024	Active	20	20	0	20	100.00%	0		9			M,VP,SC	0		\$95.84	
180833	Majdia	02/25/2025	Newly Chartered	20	20	0	20	100.00%	0		1		N		N/A			
180968	Nadia Golden Roar	02/20/2025	Newly Chartered	20	20	0	20	100.00%	0		2		N	M,VP,SC	N/A			
174526	Ramnagar Spandan	07/31/2024	Active	20	20	0	20	100.00%	0		9			M,VP,SC	0		\$95.84	
154608	Taherpur	06/06/2023	Active	20	19	9	10	100.00%	10	2	2		4	M,VP,SC	2		\$143.76	
173287	Tehatta Nabataranga	07/24/2024	Active	20	20	0	20	100.00%	0		9		N		0		\$95.84	






# Club Health Assessment for District 322 B1 through April 2025

			Status	Membership							Reports					Finance	LCIF	
Club Number	Club Name	Charter Date		Current Member Count	YTD Members Added	YTD Members Dropped	YTD Net Growth	YTD Net Growth%	Member Count 12 Months Ago	Avg. length of service for dropped members	Months Since Last MMR ***	Yrs. Since Last Officer Report	President Rotation	Vice President Reported ****	Months Since Last Activity Report ***	Account Balance	Donations for current Fiscal Year	
			Number of times on status quo within last two years	If below 15 members appears					If net loss is greater than 20% appears			If no report in 3 months appears in	When more than one year appears in	Number of repeat terms	Notes the officers that do not have an active	If no report at 12 months appears in red		
Clubs more than two years old																		
104413	ARANGHATA	01/15/2009	Active	45	10	0	10	28.57%	42		0			R	P,T,M,VP,SC	0		\$368.97
Exc Award (06/30/2017, 06/30/2018, 06/30/20																		
148313	Badkulla	09/28/2021	Active(1)	20	1	2	-1	-4.76%	23	3	0		2		M,VP,SC	0		
138600	Bethuadahari	06/20/2019	Active	91	25	9	16	21.33%	79	3	0			N	VP	0		\$906.69
Exc Award (06/30/2022, 06/30/2023)																		
26090	CALCUTTA	02/01/1957	Active	347	32	12	20	6.12%	347	7	0				VP	0		\$5,914.06
Exc Award (06/30/2016, 06/30/2017, 06/30/20																		
108514	CALCUTTA A ONE CITY	05/28/2010	Active	63	11	2	9	16.67%	51	11	1			N	P	0		\$306.68
Exc Award (06/30/2016, 06/30/2017, 06/30/20																		
37284	CALCUTTA BRABOURNE ROAD	06/21/1979	Active	113	13	0	13	13.00%	104		0			N	M	0		\$1,019.46
Exc Award (06/30/2016, 06/30/2018, 06/30/20																		
119717	Calcutta Brickfield	06/20/2013	Active	23	3	4	-1	-4.17%	27	3	4				M,VP,SC	3		\$179.80
Exc Award (06/30/2018, 06/30/2019, 06/30/20																		
78172	CALCUTTA CHANDNI	04/13/2004	Active	20	3	0	3	17.65%	20		4		2	R	S,M,SC	0		\$95.84
Exc Award (06/30/2016, 06/30/2019, 06/30/20																		
102334	CALCUTTA CHETNA	06/05/2008	Active	55	1	2	-1	-1.79%	55	9	0			N	M	0		\$273.35
Exc Award (06/30/2016, 06/30/2019, 06/30/20																		
128254	Calcutta Elite	08/29/2016	Active	29	2	0	2	7.41%	24		2			R	M,SC	0	90+ Days	\$254.17
Exc Award (06/30/2017, 06/30/2018, 06/30/20																		
99579	CALCUTTA GALAXY	06/08/2007	Active	23	11	4	7	43.75%	16	10	0		2	N	M,SC	0		\$124.59
Exc Award (06/30/2017, 06/30/2019)																		
26080	CALCUTTA GREATER	05/03/1971	Active	98	9	4	5	5.38%	94	7	1			N		0		\$9,127.03
Exc Award (06/30/2016, 06/30/2017, 06/30/20																		
30222	CALCUTTA HASTINGS	02/05/1975	Active	26	2	0	2	8.33%	24		5		3		S,T,M,VP,SC	0		\$124.58
Exc Award (06/30/2019)																		
50079	CALCUTTA LAKE TOWN	12/30/1989	Active	27	13	8	5	22.73%	18	6	4			N	T,M	0		
Exc Award (06/30/2019, 06/30/2022, 06/30/20																		
61895	CALCUTTA MAANSAROVAR	05/07/1999	Active	38	11	0	11	40.74%	25		2		2	R		0		\$444.44



# Club Health Assessment for District 322 B1 through April 2025

			Status	Membership							Reports					Finance	LCIF
Club Number	Club Name	Charter Date		Current Member Count	YTD Members Added	YTD Members Dropped	YTD Net Growth	YTD Net Growth%	Member Count 12 Months Ago	Avg. length of service for dropped members	Months Since Last MMR ***	Yrs. Since Last Officer Report	President Rotation	Vice President Reported ****	Months Since Last Activity Report ***	Account Balance	Donations for current Fiscal Year
			Number of times on status quo within last two years	If below 15 members appears			If net loss is greater than 20% appears				If no report in 3 months appears in	When more than one year appears in	Number of repeat terms	Notes the officers that do not have an active	If no report at 12 months appears in red		
Exc Award (06/30/2017, 06/30/2018, 06/30/2022)			Active	35	10	3	7	25.00%	30	1	3			M,VP,SC	1		\$1,766.99
39765	CALCUTTA MAHANAGAR	04/02/1981															
Exc Award (06/30/2017, 06/30/2019, 06/30/2022)			Active	21	1	0	1	5.00%	20		0		N	M,SC	0		
117896	CALCUTTA METRO	09/27/2012															
Exc Award (06/30/2017, 06/30/2019, 06/30/2022)			Active	74	11	1	10	15.63%	61	1	0		R	P,T,M,SC	0		\$3,269.02
32471	CALCUTTA MIDTOWN	06/16/1976															
Exc Award (06/30/2016, 06/30/2017, 06/30/2022)			Active	29	1	0	1	3.57%	27		0	2	R		0		\$134.17
46351	CALCUTTA NAV NIRMAN	06/06/1986															
Exc Award (06/30/2016, 06/30/2017, 06/30/2022)			Active	32	5	0	5	18.52%	26		0		N		0		\$6,549.89
34060	CALCUTTA NEW ALIPORE	06/13/1977															
Exc Award (06/30/2016, 06/30/2018, 06/30/2022)			Active	153	12	7	5	3.38%	149	16	0			M,VP,SC	0		\$9,127.26
26084	CALCUTTA NORTH CALCUTTA	09/15/1961															
Exc Award (06/30/2017, 06/30/2018, 06/30/2022)			Active	32	3	1	2	6.67%	30	0	2	2	R		0		\$766.69
26085	CALCUTTA NORTH WEST	09/10/1970															
Exc Award (06/30/2016, 06/30/2017, 06/30/2022)			Active	66	10	10	0	0.00%	63	4	0		N		0		\$1,766.99
61004	CALCUTTA PARADISE	06/30/1998															
Exc Award (06/30/2016, 06/30/2017, 06/30/2022)			Active	110	23	0	23	26.44%	90		0		R		0		\$5,625.43
56133	CALCUTTA PARK AVENUE	10/04/1994															
Exc Award (06/30/2016, 06/30/2017, 06/30/2022)			Active	27	2	0	2	8.00%	27		0		R	M,SC	0		\$119.80
108512	CALCUTTA PRAGATI	05/28/2010															
Exc Award (06/30/2016, 06/30/2017, 06/30/2022)			Active	27	1	0	1	3.85%	27		0			S,M,VP,SC	0		\$244.39
121454	Calcutta Quest	02/26/2014															
Exc Award (06/03/2018, 06/30/2016, 06/30/2022)			Active	70	16	0	16	29.63%	50		0		R		0		\$5,617.57
66309	CALCUTTA ROSHNI	06/21/2002															
Exc Award (06/30/2016, 06/30/2017, 06/30/2022)			Active	42	4	2	2	5.00%	42	1	4		R	VP	0		\$766.69
98780	CALCUTTA SANCHETNA	03/15/2007															
Exc Award (06/30/2016, 06/30/2018, 06/30/2022)			Active	25	2	0	2	8.70%	23		0		None	P,T,M,VP,SC	0		\$110.21
66561	CALCUTTA SANJEEVANI	08/28/2002															
Exc Award (06/30/2017, 06/30/2023)																	



# Club Health Assessment for District 322 B1 through April 2025

			Status	Membership							Reports					Finance		LCIF
Club Number	Club Name	Charter Date		Current Member Count	YTD Members Added	YTD Members Dropped	YTD Net Growth	YTD Net Growth%	Member Count 12 Months Ago	Avg. length of service for dropped members	Months Since Last MMR ***	Yrs. Since Last Officer Report	President Rotation	Vice President Reported ****	Months Since Last Activity Report ***	Account Balance	Donations for current Fiscal Year	
			Number of times on status quo within last two years	If below 15 members appears				If net loss is greater than 20% appears			If no report in 3 months appears in	When more than one year appears in	Number of repeat terms	Notes the officers that do not have an active	If no report at 12 months appears in red			
48835	CALCUTTA SEALDAH	07/11/1988	Active	47	4	0	4	9.30%	43		0			M,VP,SC	0			
	Exc Award (06/30/2019, 06/30/2021, 06/30/2022)																	
104532	CALCUTTA SUNRISE	02/02/2009	Active	24	2	2	0	0.00%	27	3	0		3	N SC	0		\$134.16	
	Exc Award (06/30/2016, 06/30/2018, 06/30/2022)																	
45734	CALCUTTA VIKAS	01/21/1986	Active	45	1	2	-1	-2.17%	46	11	1			N SC	1		\$10,543.14	
	Exc Award (06/30/2017, 06/30/2018, 06/30/2022)																	
121705	Calcutta VIP	03/28/2014	Active	25	5	0	5	25.00%	20		0			S,VP,SC	0		\$115.84	
	Exc Award (06/30/2021)																	
132013	Chakdah Block	07/03/2017	Active	36	4	7	-3	-7.69%	38	2	2			R SC	0		\$196.47	
	Exc Award (06/30/2018, 06/30/2019, 06/30/2022)																	
151710	Chakdaha Greater	07/15/2022	Active	42	11	20	-9	-17.65%	55	2	3		2	R T,VP,SC	0	90+ Days		
	Exc Award (06/30/2023, 06/30/2024)																	
151712	Chakdignagar	07/15/2022	Active	22	1	0	1	4.76%	21		0			P,S,T,M,VP SC	1		\$100.63	
	Exc Award (06/30/2023)																	
67281	FULIA	02/19/2003	Active	40	2	9	-7	-14.89%	60	4	0			M,VP,SC	0		\$9.58	
	Exc Award (06/03/2016, 06/30/2017, 06/30/2022)																	
26099	HOWRAH	08/19/1960	Active	272	28	13	15	5.84%	248	18	0			N SC	0		\$34,300.19	
	Exc Award (06/30/2016, 06/30/2017, 06/30/2022)																	
106436	KALIGANJ	08/31/2009	Active	20	1	0	1	5.26%	20		6			R M,VP,SC	0		\$95.84	
	Exc Award (06/30/2019, 06/30/2023)																	
135804	Kolkata Aakansha	07/11/2018	Active	25	1	0	1	4.17%	24		9			M,VP,SC	0		\$119.79	
	Exc Award (06/30/2021, 06/30/2022, 06/30/2023)																	
149974	Kolkata Aastha	02/25/2022	Active	85	26	34	-8	-8.60%	99	2	0		2	R	0			
	Exc Award (06/30/2023)																	
131758	Kolkata Academia	07/03/2017	Active(1)	17	1	7	-6	-26.09%	18	3	4		3	M,VP,SC	3			
	Exc Award (06/30/2018, 06/30/2019, 06/30/2022)																	
149541	Kolkata Altruist	01/10/2022	Active(2)	21	5	0	5	31.25%	14		2			N SC	0		\$76.67	
	Exc Award (06/30/2022, 06/30/2023)																	
135458	Kolkata Aryans	07/11/2018	Cancelled(8*)	0	0	68	-68	-100.00%	24	3	0		None	P,S,T,M,VP SC	13	90+ Days		



# Club Health Assessment for District 322 B1 through April 2025

			Status	Membership							Reports					Finance		LCIF
Club Number	Club Name	Charter Date		Current Member Count	YTD Members Added	YTD Members Dropped	YTD Net Growth	YTD Net Growth%	Member Count 12 Months Ago	Avg. length of service for dropped members	Months Since Last MMR ***	Yrs. Since Last Officer Report	President Rotation	Vice President Reported ****	Months Since Last Activity Report ***	Account Balance	Donations for current Fiscal Year	
			Number of times on status quo within last two years	If below 15 members appears					If net loss is greater than 20% appears			If no report in 3 months appears in	When more than one year appears in	Number of repeat terms	Notes the officers that do not have an active	If no report at 12 months appears in red		
Exc Award (06/30/2021, 06/30/2022)																		
131772	Kolkata Disha	07/03/2017	Active	27	6	0	6	28.57%	26		2			T,M,VP,SC	0		\$315.11	
Exc Award (06/30/2018, 06/30/2021, 06/30/2022)																		
144274	Kolkata Empowering	12/24/2020	Active	23	3	12	-9	-28.13%	25	2	0			M,VP,SC	0		\$193.34	
Exc Award (06/30/2022, 06/30/2023)																		
136578	Kolkata Femina	10/12/2018	Active	30	1	6	-5	-14.29%	34	3	0		R		0		\$162.92	
Exc Award (06/30/2022, 06/30/2023)																		
136362	Kolkata Friends	09/19/2018	Active	46	4	0	4	9.52%	42		5		R	T,M,SC	0		\$766.69	
Exc Award (06/30/2021, 06/30/2023, 06/30/2024)																		
136245	Kolkata Glory	08/30/2018	Active	24	6	7	-1	-4.00%	26	1	3		N	M,SC	0		\$143.76	
Exc Award (06/30/2019, 06/30/2022, 06/30/2024)																		
145075	Kolkata Grand	02/23/2021	Active	49	16	11	5	11.36%	42	1	0		N	M	0		\$881.69	
Exc Award (06/30/2022, 06/30/2023, 06/30/2024)																		
153164	Kolkata Heritage	12/13/2022	Cancelled(8*)	0	0	20	-20	-100.00%	20	2	4	1	None	P,S,T,M,VP SC	16	90+ Days		
145838	Kolkata Kasba	04/14/2021	Active	27	8	5	3	12.50%	27	2	0		N		0		\$262.94	
Exc Award (06/30/2022, 06/30/2023)																		
143341	Kolkata Leo	11/03/2020	Active	36	5	2	3	9.09%	37	2	3			M,VP,SC	0		\$570.75	
Exc Award (06/30/2022, 06/30/2023, 06/30/2024)																		
142201	Kolkata Magnates	07/15/2020	Active	17	6	5	1	6.25%	21	1	0		5	R	M	0	\$100.63	
Exc Award (06/30/2023)																		
145044	Kolkata Middleton	04/01/2021	Cancelled(8*)	0	0	0	0	0.00%	11		10	1	None	P,S,T,M,VP SC	13	90+ Days		
Exc Award (06/30/2023)																		
129904	Kolkata North Femina	01/24/2017	Active	46	5	4	1	2.22%	51	4	3		R		0			
Exc Award (06/30/2017, 06/30/2019, 06/30/2022)																		
151864	Kolkata Rainbow	07/18/2022	Active(1)	26	2	3	-1	-3.70%	21	2	2		N	M,SC	0	90+ Days		
152939	Kolkata Rays	11/07/2022	Active	34	11	1	10	41.67%	23	2	3			VP	0	90+ Days	\$158.13	
Exc Award (06/30/2023)																		
138167	Kolkata Rishtey	05/15/2019	Cancelled(8*)	0	0	21	-21	-100.00%	22	4	4	1	None	P,S,T,M,VP SC	13	90+ Days		
Exc Award (06/30/2022)																		



# Club Health Assessment for District 322 B1 through April 2025

			Status	Membership							Reports					Finance		LCIF
Club Number	Club Name	Charter Date		Current Member Count	YTD Members Added	YTD Members Dropped	YTD Net Growth	YTD Net Growth%	Member Count 12 Months Ago	Avg. length of service for dropped members	Months Since Last MMR ***	Yrs. Since Last Officer Report	President Rotation	Vice President Reported ****	Months Since Last Activity Report ***	Account Balance	Donations for current Fiscal Year	
			Number of times on status quo within last two years	If below 15 members appears				If net loss is greater than 20% appears			If no report in 3 months appears in	When more than one year appears in	Number of repeat terms	Notes the officers that do not have an active	If no report at 12 months appears in red			
151109	Kolkata Unirose	06/20/2022	Cancelled(8*)	0	0	38	-38	-100.00%	20	2	4		None	P,S,T,M,VP SC	12	90+ Days		
153253	Kolkata Vivekbani	12/19/2022	Active(1)	16	1	0	1	6.67%	15		0		None	P,S,T,M,VP SC	13			
	Exc Award (06/30/2023)																	
151798	Kolkata Zenith	07/19/2022	Active	25	5	0	5	25.00%	22		2		2	N	M,SC	0	\$115.01	
	Exc Award (06/30/2023)																	
34062	KRISHNAGAR	06/13/1977	Active	176	43	4	39	28.47%	138	2	0			N		0	\$3,833.45	
	Exc Award (06/30/2018, 06/30/2020, 06/30/2021)																	
118506	KRISHNAGAR SAMPARK	12/21/2012	Active	43	7	0	7	19.44%	50		0			N		0	\$182.09	
	Exc Award (06/30/2016, 06/30/2019, 06/30/2020)																	
151909	Krishnagar Taranga	07/21/2022	Cancelled(8*)	0	0	0	0	0.00%	20		10	1	None	P,S,T,M,VP SC	13	90+ Days		
142639	Mayapur	08/19/2020	Active	39	9	5	4	11.43%	50	2	0			N	S,T,M,SC	0	\$206.05	
	Exc Award (06/30/2022, 06/30/2023)																	
62087	NABADWIP	06/14/1999	Active	85	22	12	10	13.33%	81	10	7			N	P,VP	2	\$416.89	
	Exc Award (06/30/2017, 06/30/2019, 06/30/2020)																	
131766	Nadia Dhubulia	07/04/2017	Active	85	13	10	3	3.66%	86	3	0			N		0	\$881.69	
	Exc Award (06/30/2018, 06/30/2019, 06/30/2020)																	
97499	PANIGHATA	06/30/2006	Active	22	1	1	0	0.00%	24	4	0			N		0		
	Exc Award (06/30/2016, 06/30/2019, 06/30/2020)																	
98782	PAYRADANGA	03/15/2007	Active	33	6	13	-7	-17.50%	52	7	0			N	T,M,VP	0	\$215.63	
	Exc Award (06/30/2016, 06/30/2017, 06/30/2020)																	
109472	PLASSEY	10/06/2010	Active(1)	21	8	8	0	0.00%	30	5	2				VP	0	90+ Days \$124.59	
	Exc Award (06/30/2017, 06/30/2018, 06/30/2020)																	
138647	Ranaghat Central	06/19/2019	Active	38	7	0	7	22.58%	31		2			N	SC	1		
	Exc Award (06/30/2023)																	
136553	Ranaghat Plassey	10/12/2018	Cancelled(6*)	0	0	0	0	0.00%	21		2	1	None	P,S,T,M,VP SC	13			
	Exc Award (06/30/2019, 06/30/2023)																	
45618	RANAGHAT WEST	12/31/1985	Active	169	6	1	5	3.05%	160	13	0			N		0	\$4,141.41	
	Exc Award (06/30/2017, 06/30/2018, 06/30/2020)																	
103483	SANTIPUR	09/02/2008	Active	23	1	2	-1	-4.17%	29	9	1			N	VP,SC	2	\$119.80	



## Club Health Assessment for District 322 B1 through April 2025

			Status	Membership							Reports				Finance	LCIF	
Club Number	Club Name	Charter Date		Current Member Count	YTD Members Added	YTD Members Dropped	YTD Net Growth	YTD Net Growth%	Member Count 12 Months Ago	Avg. length of service for dropped members	Months Since Last MMR ***	Yrs. Since Last Officer Report	President Rotation	Vice President Reported ****	Months Since Last Activity Report ***	Account Balance	Donations for current Fiscal Year
			Number of times on status quo within last two years	If below 15 members appears				If net loss is greater than 20% appears			If no report in 3 months appears in	When more than one year appears in	Number of repeat terms	Notes the officers that do not have an active	If no report at 12 months appears in red		
Exc Award (06/30/2016, 06/30/2017, 06/30/20																	

Clubs Cancelled Previous Fiscal Year – Clubs Cancelled within last 12 months may be reinstated

Club Number	Club Name	Charter Date	Current Status*	Cancellation Date
147450	Kolkata Creation	07/12/2021	Cancelled(6*)	08/29/2023
147377	Kolkata Fusion	07/21/2021	Cancelled(8*)	12/29/2023
151902	Kolkata Jagriti	07/21/2022	Cancelled(6*)	06/29/2024
151244	Kolkata Prudent	06/20/2022	Cancelled(8*)	09/29/2023
140165	Kolkata Signature	12/06/2019	Cancelled(8*)	12/29/2023
147236	Kolkata South	07/05/2021	Cancelled(8*)	12/29/2023
151106	Kolkata Unirose Femina	06/10/2022	Cancelled(8*)	12/29/2023
147360	Nadia Greater	07/06/2021	Cancelled(6*)	06/29/2024

Current Total Clubs Count	YTD New Clubs Count	YTD Cancelled Clubs Count	YTD Net Club Gain	Current Total Members Count	YTD Add	YTD Drop	YTD Net Growth	YTD Net Growth %	Member Count 12 Months Ago	Average Member Count Per Club	% of Clubs with less than 20 members	% No MMR in 3 Months	% No Officer Report in 12 Months	% of Clubs with balance 90+ days	Number of Clubs in Status Quo	% Status Quo Clubs in Financial Suspension	Number of Cancelled Clubs	Average Cancelled Club Age	Members Lost Due to Cancellation	% of Clubs Cancelled for Non-Financial Reasons
89	11	7	4	4,102	910	537	373	10.00%	3,831	46	6%	25%	0%	10%	0	0%	7	7	147	-57%

\* - P - Priority Club. Cancellation Reasons: 1-Objectives/conduct, 2-Non-active club, 5-Non-existing club, 6-Disbanding, 7-Merger, 8-Financial Suspension, 9-District/Multiple District Dues.

\*\* - Abbreviation: P-President, S-Secretary, T-Treasurer, M-Member Chairperson, VP-First Vice President, MC-Communications Chairperson, SC-Service Chairperson

\*\*\* - Abbreviation: N/R - Never reported using the Lions Clubs website, N/A - Not applicable, No password registered for the Lions Clubs website.

\*\*\*\* - Abbreviation: N - New, IP - Immediate Past, R - Repeat.




## Club Health Assessment for District 322 B2 through April 2025

			Status	Membership							Reports					Finance		LCIF
Club Number	Club Name	Charter Date		Current Member Count	YTD Members Added	YTD Members Dropped	YTD Net Growth	YTD Net Growth%	Member Count 12 Months Ago	Avg. length of service for dropped members	Months Since Last MMR ***	Yrs. Since Last Officer Report	President Rotation	Vice President Reported ****	Months Since Last Activity Report ***	Account Balance	Donations for current Fiscal Year	
			Number of times on status quo within last two years	If below 15 members appears				If net loss is greater than 20% appears			If no report in 3 months appears in	When more than one year appears in	Number of repeat terms	Notes the officers that do not have appears in an active	If no report at 12 months red			
Clubs less than two years old																		
172167	Calcutta South City	06/21/2024	Active	20	0	0	0	0.00%	0		5		2	T,M,VP,SC	5			
154605	Kolkata Aastitva	06/09/2023	Active	41	3	0	3	7.89%	40		0			S,M,VP,SC	0		\$1,000.30	
178994	Kolkata Abhyuday	09/30/2024	Active	20	20	0	20	100.00%	0		7			T,M,VP,SC	N/R	90+ Days		
156296	Kolkata Advocates	12/28/2023	Active	41	24	7	17	70.83%	20	1	0		2	T,M,VP,SC	1			
157384	Kolkata Centennial Moksh Greater	02/08/2024	Active	26	5	1	4	18.18%	25	0	1		2	T,M,VP,SC	0			
181023	Kolkata Dream One	02/21/2025	Newly Chartered	20	20	0	20	100.00%	0		2			M,VP,SC	N/R			
154884	Kolkata Family and Friends	06/27/2023	Cancelled(8*)	0	0	0	0	0.00%	20		10		None	P,S,T,M,VP SC	N/R	90+ Days		
179567	Kolkata Life Links	12/06/2024	Active	17	20	3	17	100.00%	0	0	0			T,M,VP,SC	N/R			
178722	Kolkata Madhuvan	09/30/2024	Active	21	21	0	21	100.00%	0		2			M,VP,SC	N/R			
157948	Kolkata Mangalam Legends	06/21/2024	Active	23	3	0	3	15.00%	0		0		2	M,VP,SC	8			
178888	Kolkata Marudhar Youth	09/26/2024	Active	20	20	0	20	100.00%	0		7			M,VP,SC	N/R	90+ Days		
156224	Kolkata Newtown	09/28/2023	Active	21	0	10	-10	-32.26%	31	1	6		2	T,M,VP,SC	N/R			
156283	Kolkata Pahal	10/26/2023	Cancelled(8*)	0	0	20	-20	-100.00%	20	1	10	1	None	P,S,T,M,VP SC	15	90+ Days		
179698	Kolkata Pahchan	12/23/2024	Active	20	20	0	20	100.00%	0		4			T,M,VP,SC	N/R			
174213	kolkata Panchwati	07/15/2024	Active	39	39	0	39	100.00%	0		3			N	0			
178864	Kolkata Panchwati Femina	09/30/2024	Active	20	20	0	20	100.00%	0		7			M,VP,SC	N/R			
178654	Kolkata Pratham	09/30/2024	Active	20	20	0	20	100.00%	0		7			S,M,VP,SC	6			
178710	Kolkata Prerit	09/20/2024	Active	20	20	0	20	100.00%	0		7			M,VP,SC	6			
155732	Kolkata Saburi	09/28/2023	Active	20	0	0	0	0.00%	20		13	1	None	P,S,T,M,VP SC	8	90+ Days		
178992	Kolkata Saffollya Samprit	09/30/2024	Active	20	20	0	20	100.00%	0		5			M,VP,SC	6			
155426	Kolkata Sapphire	08/09/2023	Active(1)	13	7	14	-7	-35.00%	20	1	2		2	N	S,M,SC	20	90+ Days	
156839	Kolkata Sarthak	12/08/2023	Active	20	4	4	0	0.00%	20	1	5		2	S,T,M,VP,SC	3			
178702	Kolkata Shraddha Saburee	09/30/2024	Active	20	20	0	20	100.00%	0		1			M,VP,SC	8	90+ Days		





# Club Health Assessment for District 322 B2 through April 2025

			Status	Membership							Reports					Finance		LCIF
Club Number	Club Name	Charter Date		Current Member Count	YTD Members Added	YTD Members Dropped	YTD Net Growth	YTD Net Growth%	Member Count 12 Months Ago	Avg. length of service for dropped members	Months Since Last MMR ***	Yrs. Since Last Officer Report	President Rotation	Vice President Reported ****	Months Since Last Activity Report ***	Account Balance	Donations for current Fiscal Year	
			Number of times on status quo within last two years	If below 15 members appears				If net loss is greater than 20% appears			If no report in 3 months appears in	When more than one year appears in	Number of repeat terms	Notes the officers that do not have an active	If no report at 12 months red			
155422	Kolkata Shradha Sabure	07/26/2023	Active	20	0	0	0	0.00%	20		4			P,M,VP,SC	8	90+ Days		
155143	Kolkata Sign of Victory	07/26/2023	Cancelled(8*)	0	0	19	-19	-100.00%	19	1	4	1	None	P,S,T,M,VP SC	N/A	90+ Days		
155859	Kolkata Swarnamani	08/29/2023	Active	25	5	0	5	25.00%	20		0			M,VP,SC	8			
Clubs more than two years old																		
44115	BELDANGA	06/26/1984	Active	28	0	0	0	0.00%	31		5			N VP	2			
30750	BERHAMPORE	05/13/1975	Active(1)	33	0	0	0	0.00%	33		10		None	P,S,T,M,VP SC	9			
45390	CALCUTTA B B D BAGH	09/10/1985	Active	42	0	0	0	0.00%	42		4	1	None	P,S,T,M,VP SC	8			
Exc Award (06/30/2016, 06/30/2018)																		
39001	CALCUTTA BAGHBAZAR	10/07/1980	Active	26	7	2	5	23.81%	26	17	1			S,T,M,VP,SC	4			
45827	CALCUTTA BIDHANNAGAR	02/17/1986	Active(1)	22	0	0	0	0.00%	22		10		2 R	P,M	20			
Exc Award (06/30/2019)																		
37535	CALCUTTA CIRCULAR	09/19/1979	Active	12	1	0	1	9.09%	14		8			T,M,VP,SC	1			
65181	CALCUTTA CIRCULAR FEMINA	04/02/2002	Active	24	0	1	-1	-4.00%	28	12	4			N	0			
Exc Award (06/30/2016)																		
62330	CALCUTTA CITY OF JOY	08/30/1999	Active	15	0	0	0	0.00%	23		10			IP M,SC	21			
Exc Award (06/30/2016, 06/30/2021)																		
47737	CALCUTTA COSMOPOLITAN	09/28/1987	Active	21	3	1	2	10.53%	23	1	1		2 R		9		\$119.80	
Exc Award (06/30/2016, 06/30/2019)																		
59963	CALCUTTA CULTURAL CITY	09/11/1997	Active	42	2	1	1	2.44%	47	12	9		2 R	M	7			
Exc Award (06/30/2020)																		
40285	CALCUTTA HINDUSTHAN PARK	07/06/1981	Active	23	0	9	-9	-28.13%	32	18	0		None	P,M,VP,SC	8			
Exc Award (06/30/2016)																		
55903	CALCUTTA JORASANKO	06/27/1994	Active	21	0	0	0	0.00%	21		7			M,VP,SC	17			
Exc Award (06/30/2016)																		
39095	Calcutta Kankurgachhi	11/18/1980	Active	339	45	93	-48	-12.40%	386	6	0			M,VP,SC	6		\$119.80	
Exc Award (06/30/2019, 06/30/2020)																		
50080	CALCUTTA LYONS RANGE	12/30/1989	Active	51	3	0	3	6.25%	53		8			N VP,SC	8			



## Club Health Assessment for District 322 B2 through April 2025

			Status	Membership							Reports					Finance		LCIF
Club Number	Club Name	Charter Date		Current Member Count	YTD Members Added	YTD Members Dropped	YTD Net Growth	YTD Net Growth%	Member Count 12 Months Ago	Avg. length of service for dropped members	Months Since Last MMR ***	Yrs. Since Last Officer Report	President Rotation	Vice President Reported ****	Months Since Last Activity Report ***	Account Balance	Donations for current Fiscal Year	
			Number of times on status quo within last two years	If below 15 members appears				If net loss is greater than 20% appears			If no report in 3 months appears in	When more than one year appears in	Number of repeat terms	Notes the officers that do not have an active	If no report at 12 months appears in red			
Exc Award (06/30/2016, 06/30/2019, 06/30/2020)			Active	39	19	18	1	2.63%	96	7	0			N	M,VP,SC	7	90+ Days	
108477	CALCUTTA MANGALAM	05/26/2010																
Exc Award (06/30/2016, 06/30/2019)			Active	46	1	3	-2	-4.17%	58	5	4			N		1	90+ Days	
57143	CALCUTTA MEGA CITY	06/28/1995																
Exc Award (06/30/2019)			Active(2)	9	0	8	-8	-47.06%	17	14	2				T,M,VP,SC	21	90+ Days	
26083	CALCUTTA METROPOLITAN	04/03/1968																
Exc Award (06/30/2019)			Active	41	3	1	2	5.13%	42	3	2				T,M,VP,SC	0	90+ Days	\$665.53
61119	CALCUTTA NORTH EAST	09/09/1998																
Exc Award (06/30/2016, 06/30/2023)			Active	86	5	0	5	6.17%	90		0			R		5	90+ Days	
26086	CALCUTTA PARK STREET	09/09/1970																
Exc Award (06/30/2018, 06/30/2019)			Active	33	0	1	-1	-2.94%	37	6	6		2	N	M,SC	9	90+ Days	\$47.92
56247	CALCUTTA PRESIDENCY	11/16/1994																
Exc Award (06/30/2023)			Active	28	2	0	2	7.69%	25		1		2	R	VP	1	90+ Days	
58928	CALCUTTA PRIYADARSHINI	12/12/1996																
Exc Award (06/30/2024)			Active	26	0	0	0	0.00%	27		10		2	R	M	0	90+ Days	
31296	CALCUTTA RABINDRA SARANI	10/15/1975																
Exc Award (06/30/2016, 06/30/2019)			Active	35	4	0	4	12.90%	31		0				M,VP,SC	5	90+ Days	
62367	CALCUTTA REGENCY	09/15/1999																
Exc Award (06/30/2016)			Active	15	0	0	0	0.00%	20		5				M,VP,SC	7	90+ Days	
34586	CALCUTTA SALT LAKE	10/27/1977																
Exc Award (06/30/2016, 06/30/2021)			Active	146	2	0	2	1.39%	152		1			R	P,T	1	90+ Days	
26088	CALCUTTA TOLLYGUNGE	12/21/1961																
Exc Award (06/30/2016)			Active	17	0	0	0	0.00%	20		10	1	None		P,S,T,M,VP SC	5	90+ Days	
46256	CALCUTTA WOODLANDS	05/29/1986																
Exc Award (06/30/2016, 06/30/2019)			Active	37	0	0	0	0.00%	37		14		2		T,M,VP,SC	20	90+ Days	
65016	FARAKKA	02/27/2002																
Exc Award (06/30/2016, 06/30/2019)			Active	18	1	3	-2	-10.00%	21	2	2			N		0	90+ Days	
111402	HOWRAH GANGES GARDEN	06/16/2011																
Exc Award (06/30/2016)			Active	90	8	0	8	9.76%	78		0			N	T	0	90+ Days	
58540	HOWRAH GREATER	06/30/1996																



# Club Health Assessment for District 322 B2 through April 2025

			Status	Membership							Reports					Finance		LCIF
Club Number	Club Name	Charter Date		Current Member Count	YTD Members Added	YTD Members Dropped	YTD Net Growth	YTD Net Growth%	Member Count 12 Months Ago	Avg. length of service for dropped members	Months Since Last MMR ***	Yrs. Since Last Officer Report	President Rotation	Vice President Reported ****	Months Since Last Activity Report ***	Account Balance	Donations for current Fiscal Year	
			Number of times on status quo within last two years	If below 15 members appears					If net loss is greater than 20% appears			If no report in 3 months appears in	When more than one year appears in	Number of repeat terms	Notes the officers that do not have an active	If no report at 12 months appears in red		
152636	Howrah Metro	10/13/2022	Active(1)	16	0	0	0	0.00%	26		10				M,VP,SC	4		
49603	JANGIPUR	06/12/1989	Active	50	0	10	-10	-16.67%	60	7	2		3	N	S,VP	14		
Exc Award (06/30/2016)																		
148370	Jiaganj Azimganj	11/15/2021	Active	23	1	7	-6	-20.69%	29	3	2		2		M,VP,SC	17		
42234	KANCHRAPARA	01/26/1983	Active	30	7	0	7	30.43%	31		2			N		0		
Exc Award (06/30/2018, 06/30/2019)																		
120432	Kanchrapara Greater	09/27/2013	Active(2)	13	0	0	0	0.00%	23		10		2		P,M,VP,SC	21		
68868	KANKINARA	05/22/2003	Active	65	4	0	4	6.56%	74		8			N		0		
Exc Award (06/30/2019)																		
121423	Kolkata Vivekanand	02/24/2014	Active	21	3	5	-2	-8.70%	23	5	7			R		6		
139321	Kolkata Achievers Youth	09/24/2019	Active	20	0	0	0	0.00%	20		10			N	SC	2		
Exc Award (06/30/2020, 06/30/2021, 06/30/2022)																		
147359	Kolkata Artistic Forum	07/06/2021	Active(1)	30	15	9	6	25.00%	37	4	0			N	P,M,SC	20		
131926	Kolkata Arts and Culture	07/03/2017	Active	30	7	5	2	7.14%	30	2	4			R	M	2		
131927	Kolkata Centennial Moksh	07/03/2017	Active	28	7	0	7	33.33%	29		2		2	N	S,T,M	0		
Exc Award (06/30/2021, 06/30/2022)																		
142617	Kolkata Challengers	11/02/2020	Active(1)	10	0	0	0	0.00%	10		10		None		P,S,T,M,VP SC	20	90+ Days	
128677	Kolkata City of Glory	08/24/2016	Active	20	4	3	1	5.26%	22	0	0			IP		4		
Exc Award (06/30/2018)																		
121465	Kolkata Classic	03/03/2014	Active	28	1	0	1	3.70%	27		3		2	N		2		\$10,122.76
Exc Award (06/30/2019, 06/30/2021, 06/30/2022)																		
147400	Kolkata Cultural Heritage City	07/06/2021	Cancelled(8*)	0	0	19	-19	-100.00%	19	2	15		None		P,S,T,M,VP SC	21	90+ Days	
135825	Kolkata Dreamers Campus	10/17/2018	Cancelled(6*)	0	0	3	-3	-100.00%	10	1	1		None		P,S,T,M,VP SC	24+		
144046	Kolkata East	12/17/2020	Cancelled(8*)	0	0	4	-4	-100.00%	15	4	7		None		P,S,T,M,VP SC	20	90+ Days	
154066	Kolkata ECity	04/20/2023	Active	26	4	15	-11	-29.73%	37	1	4				M,VP,SC	7		
147206	Kolkata Excellence	07/06/2021	Active	27	4	0	4	17.39%	31		5			N	VP	7		\$239.32
143511	Kolkata Ganga	12/14/2020	Cancelled(8*)	0	0	4	-4	-100.00%	15	4	7		None		P,S,T,M,VP SC	N/A	90+ Days	



# Club Health Assessment for District 322 B2 through April 2025

			Status	Membership							Reports					Finance		LCIF
Club Number	Club Name	Charter Date		Current Member Count	YTD Members Added	YTD Members Dropped	YTD Net Growth	YTD Net Growth%	Member Count 12 Months Ago	Avg. length of service for dropped members	Months Since Last MMR ***	Yrs. Since Last Officer Report	President Rotation	Vice President Reported ****	Months Since Last Activity Report ***	Account Balance	Donations for current Fiscal Year	
			Number of times on status quo within last two years	If below 15 members appears				If net loss is greater than 20% appears			If no report in 3 months appears in	When more than one year appears in	Number of repeat terms	Notes the officers that do not have an active	If no report at 12 months appears in red			
138242	Kolkata IEM	05/23/2019	Active	25	12	13	-1	-3.85%	58	2	4		3	M,VP,SC	6	90+ Days		
139338	Kolkata Kankurgachhi Basundhara	08/26/2019	Active	31	10	5	5	19.23%	25	2	4			P,M,VP,SC	0			
125864	Kolkata Kankurgachhi Femina	10/16/2015	Active	22	0	0	0	0.00%	22		13			M,VP,SC	9			
	Exc Award (06/30/2017, 06/30/2019)																	
148646	Kolkata Lifeguard	11/03/2021	Active	24	2	5	-3	-11.11%	27	2	4			VP	9	\$11.98		
125380	Kolkata Marudhar	07/30/2015	Active	36	2	0	2	5.88%	41		8		2	S,M,VP,SC	4			
	Exc Award (06/30/2022)																	
129625	Kolkata Moksh	01/19/2017	Active	3	0	0	0	0.00%	3		20	1	None	P,S,T,M,VP SC	5			
99013	KOLKATA MOTHER TERESA SARANI	04/03/2007	Active	27	3	0	3	12.50%	24		10			S,T,M,VP,SC	8	\$119.80		
	Exc Award (06/30/2019, 06/30/2021)																	
147209	Kolkata North City	07/06/2021	Cancelled(8*)	0	0	10	-10	-100.00%	0	3	3		None	P,S,T,M,VP SC	20			
122634	Kolkata Oasis	06/27/2014	Active	14	2	3	-1	-6.67%	14	4	0		2	N T	9			
	Exc Award (06/30/2019)															90+ Days		
143754	Kolkata Pariwar	12/14/2020	Cancelled(6*)	0	1	4	-3	-100.00%	11	2	2		None	P,S,T,M,VP SC	N/A			
119594	Kolkata Prerna	06/11/2013	Active	105	5	4	1	0.96%	99	4	4			N S,T,VP	0			
	Exc Award (06/30/2016, 06/30/2019, 06/30/20)																	
111443	KOLKATA RABINDRA SAROVAR	06/20/2011	Active	29	2	2	0	0.00%	31	2	0			M,VP,SC	6	\$112.00		
	Exc Award (06/30/2016, 06/30/2019)																	
153843	Kolkata Riders United	03/31/2023	Active	20	0	0	0	0.00%	35		10		3	N T,M,VP,SC	8			
131929	Kolkata Royal	07/03/2017	Active	56	5	5	0	0.00%	64	7	0			R M	8			
	Exc Award (06/30/2019, 06/30/2021)															90+ Days		
151928	Kolkata Royal Benchers	09/21/2022	Active(2)	28	14	0	14	100.00%	20		4			M,VP,SC	N/A			
139697	Kolkata Saksham	09/30/2019	Active	10	0	0	0	0.00%	18		1		2	N	1			
	Exc Award (06/30/2020, 06/30/2021)																	
142578	Kolkata Shraddha Saburi	08/24/2020	Active	41	0	9	-9	-18.00%	49	3	2			P,M,VP,SC	8	\$62.40		
144308	Kolkata Urbana	12/30/2020	Active	75	10	13	-3	-3.85%	85	2	0			N M	3			
	Exc Award (06/30/2022)																	



## Club Health Assessment for District 322 B2 through April 2025

			Status	Membership							Reports				Finance	LCIF	
Club Number	Club Name	Charter Date		Current Member Count	YTD Members Added	YTD Members Dropped	YTD Net Growth	YTD Net Growth%	Member Count 12 Months Ago	Avg. length of service for dropped members	Months Since Last MMR ***	Yrs. Since Last Officer Report	President Rotation	Vice President Reported ****	Months Since Last Activity Report ***	Account Balance	Donations for current Fiscal Year
			Number of times on status quo within last two years	If below 15 members appears				If net loss is greater than 20% appears			If no report in 3 months appears in	When more than one year appears in	Number of repeat terms	Notes the officers that do not have an active	If no report at 12 months appears in red		
148311	Kolkata Uttoran	10/27/2021	Active	11	0	3	-3	-21.43%	15	2	3		2	N	13	90+ Days	
143756	Kolkata Victoria	12/15/2020	Active(2)	4	0	0	0	0.00%	9	9		3		M,VP,SC	20		
111086	KOLKATA VISTA	05/18/2011	Active	15	0	0	0	0.00%	20	9		2		M,VP,SC	20		
115515	KOLKATA WEST	11/08/2011	Active	29	0	0	0	0.00%	31	0			R	VP	8		
	Exc Award (06/30/2019)																
44670	LILUAH	02/04/1985	Active(1)	29	3	2	1	3.57%	29	20	5		3		M,VP,SC	9	
124165	Naihati Central	02/12/2015	Active	17	0	0	0	0.00%	17		10			N	12		
	Exc Award (06/30/2016, 06/30/2018, 06/30/2020)																

Clubs Cancelled Previous Fiscal Year – Clubs Cancelled within last 12 months may be reinstated

Club Number	Club Name	Charter Date	Current Status*	Cancellation Date
151945	Shibpur Greater	03/30/2023	Cancelled(8*)	12/29/2023

Current Total Clubs Count	YTD New Clubs Count	YTD Cancelled Clubs Count	YTD Net Club Gain	Current Total Members Count	YTD Add	YTD Drop	YTD Net Growth	YTD Net Growth %	Member Count 12 Months Ago	Average Member Count Per Club	% of Clubs with less than 20 members	% No MMR in 3 Months	% No Officer Report in 12 Months	% of Clubs with balance 90+ days	Number of Clubs in Status Quo	% Status Quo Clubs in Financial Suspension	Number of Cancelled Clubs	Average Cancelled Club Age	Members Lost Due to Cancellation	% of Clubs Cancelled for Non-Financial Reasons
90	12	9	3	2,980	545	381	164	5.82%	3,122	33	20%	60%	4%	13%	0	0%	9	3	83	11%

\* - P - Priority Club. Cancellation Reasons: 1-Objectives/conduct, 2-Non-active club, 5-Non-existing club, 6-Disbanding, 7-Merger, 8-Financial Suspension, 9-District/Multiple District Dues.

\*\* - Abbreviation: P-President, S-Secretary, T-Treasurer, M-Member Chairperson, VP-First Vice President, MC-Communications Chairperson, SC-Service Chairperson

\*\*\* - Abbreviation: N/R - Never reported using the Lions Clubs website, N/A - Not applicable, No password registered for the Lions Clubs website.

\*\*\*\* - Abbreviation: N - New, IP - Immediate Past, R - Repeat.



# Club Health Assessment for District 322C1 through April 2025

			Status	Membership							Reports					Finance		LCIF
Club Number	Club Name	Charter Date		Current Member Count	YTD Members Added	YTD Members Dropped	YTD Net Growth	YTD Net Growth%	Member Count 12 Months Ago	Avg. length of service for dropped members	Months Since Last MMR ***	Yrs. Since Last Officer Report	President Rotation	Vice President Reported ****	Months Since Last Activity Report ***	Account Balance	Donations for current Fiscal Year	
			Number of times on status quo within last two years	If below 15 members appears				If net loss is greater than 20% appears			If no report in 3 months appears in	When more than one year appears in	Number of repeat terms	Notes the officers that do not have appears in an active	If no report at 12 months red			
Clubs less than two years old																		
176617	Balighai Evergreen	08/21/2024	Active	20	20	0	20	100.00%	0		8			M,VP,SC	2			
178413	Contai Citizens	09/20/2024	Active	25	25	0	25	100.00%	0		0			N	M,VP	1	\$718.78	
172368	Contai City	06/18/2024	Active	22	13	11	2	10.00%	0	0	0			N		2		
155473	Contai Town	08/24/2023	Cancelled(8*)	0	0	16	-16	-100.00%	16	2	7		None	P,S,T,M,VP SC	6	90+ Days		
155452	Dankuni Greater	08/10/2023	Cancelled(8*)	0	0	20	-20	-100.00%	20	1	1		None	P,S,T,M,VP SC	9	90+ Days		
155091	Haripal	07/26/2023	Cancelled(8*)	0	0	20	-20	-100.00%	20	1	4		None	P,S,T,M,VP SC	8	90+ Days		
155057	Hindmotor Greater	07/19/2023	Cancelled(8*)	0	0	20	-20	-100.00%	20	1	1		None	P,S,T,M,VP SC	8	90+ Days		
155731	Hooghly Rural	08/21/2023	Active	35	11	1	10	40.00%	27	1	3		2	N	SC	0	\$718.78	
156351	Kharagpur Town	12/04/2023	Active	22	3	9	-6	-21.43%	21	1	4			N	P,M	8		
155106	Kolkata Ever Green	07/10/2023	Active	21	8	11	-3	-12.50%	26	1	1				T,M,VP,SC	6		
180590	Kolkata Jana Kalyan	03/03/2025	Newly Chartered	20	20	0	20	100.00%	0		0				T,M,VP,SC	1		
174461	Kolkata New Rainbow	07/17/2024	Active	23	23	0	23	100.00%	0		3			N	M,SC	4		
155107	Kolkata New Royal	07/12/2023	Active	20	2	0	2	11.11%	24		4			R	M	1		
176560	Kolkata Sunrise	08/19/2024	Active	15	24	9	15	100.00%	0	4	3				M,VP	6	90+ Days	
179933	Patashpur	01/21/2025	Active	21	21	0	21	100.00%	0		3			N		1		
155342	Tarakeswar	07/28/2023	Active	21	3	0	3	16.67%	18		9				T,M,VP	0		
174584	Uttarpara Rural	08/05/2024	Active	20	20	0	20	100.00%	0		8			N	M,VP,SC	2	90+ Days	
Clubs more than two years old																		
153757	Amtala Partha Sarathi	03/13/2023	Active	20	11	12	-1	-4.76%	21	2	0				M,VP	1		
39651	ARAMBAG	03/30/1981	Active	45	6	0	6	15.38%	42		5			N	S,VP	0		
Exc Award (06/30/2017, 06/30/2018, 06/30/20																		
147603	Baidyabati Care and Service	07/16/2021	Active	20	2	0	2	11.11%	30		8			N		7		
116285	BAJKUL	03/12/2012	Active	22	1	0	1	4.76%	22		4			N		0	\$50.00	
Exc Award (06/30/2016, 06/30/2017, 06/30/20																		



# Club Health Assessment for District 322C1 through April 2025

			Status	Membership							Reports					Finance		LCIF
Club Number	Club Name	Charter Date		Current Member Count	YTD Members Added	YTD Members Dropped	YTD Net Growth	YTD Net Growth%	Member Count 12 Months Ago	Avg. length of service for dropped members	Months Since Last MMR ***	Yrs. Since Last Officer Report	President Rotation	Vice President Reported ****	Months Since Last Activity Report ***	Account Balance	Donations for current Fiscal Year	
			Number of times on status quo within last two years	If below 15 members appears					If net loss is greater than 20% appears			If no report in 3 months appears in	When more than one year repeat appears in	Number of repeat terms	Notes the officers that do not have an active	If no report at 12 months appears in red		
131384	Bakhrayat	06/16/2017	Active(1)	17	0	0	0	0.00%	17		17	1	None		P,S,T,M,VP SC	8	90+ Days	\$718.78
59948	BAKULTALA SARSUNA	09/08/1997	Active	27	1	3	-2	-6.90%	38	4	2			N		7		
Exc Award (06/30/2017, 06/30/2020, 06/30/2023)																		
105934	BAKULTALA SARSUNA GREATER	08/13/2009	Active	22	2	0	2	10.00%	20		1				S,M,VP	7		
Exc Award (06/30/2018)																		
64240	BALAGARH	04/30/2001	Active	84	4	2	2	2.44%	82	2	0			R		0		
Exc Award (06/30/2016, 06/30/2017, 06/30/2020)																		
43284	BANSBERIA	12/14/1983	Cancelled(8*)	0	0	14	-14	-100.00%	20	8	4		None		P,S,T,M,VP SC	8	90+ Days	
62571	BARISHA BEHALA	12/15/1999	Active	58	7	3	4	7.41%	51	2	1			N	M	3		
Exc Award (06/30/2021)																		
105527	BARISHA DIAMONDS	05/19/2009	Active	33	8	1	7	26.92%	26	10	0			N		7		
Exc Award (06/30/2016, 06/30/2017, 06/30/2020)																		
61481	BARUIPUR	02/04/1999	Active	33	9	1	8	32.00%	27	0	3				M,VP,SC	4		
Exc Award (06/30/2016, 06/30/2020)																		
133876	Battala Anandamoyee	03/06/2018	Active(1)	14	1	2	-1	-6.67%	15	6	4			N	M	8	90+ Days	
Exc Award (06/30/2019)																		
142558	Behala Budhhas Smile	08/06/2020	Active	15	4	9	-5	-25.00%	19	4	0				M,VP,SC	4		
99526	BEHALA CARE & SERVICE	06/04/2007	Active	22	0	5	-5	-18.52%	34	2	4			N	VP	0		
Exc Award (06/30/2016, 06/30/2018, 06/30/2020)																		
66595	BEHALA CENTRAL	09/06/2002	Active	22	2	0	2	10.00%	25		3			N	M,VP	2		
Exc Award (06/30/2017, 06/30/2018)																		
67210	BEHALA GREATER	01/21/2003	Active	24	0	0	0	0.00%	29		10				S,T,M,VP,SC	6		
Exc Award (06/30/2016, 06/30/2017, 06/30/2020)																		
107157	BEHALA HARMONY	12/28/2009	Active	31	1	0	1	3.33%	30		0			N	T,SC	7		
Exc Award (06/30/2016, 06/30/2023)																		
144361	Behala United	12/29/2020	Active	12	17	12	5	71.43%	6	2	0		2	N	T,VP,SC	9		
41805	BELDA	08/26/1982	Active	59	3	0	3	5.36%	60		1			N	SC	0		
Exc Award (06/30/2018, 06/30/2020)																		





# Club Health Assessment for District 322C1 through April 2025

			Status	Membership							Reports					Finance		LCIF
Club Number	Club Name	Charter Date		Current Member Count	YTD Members Added	YTD Members Dropped	YTD Net Growth	YTD Net Growth%	Member Count 12 Months Ago	Avg. length of service for dropped members	Months Since Last MMR ***	Yrs. Since Last Officer Report	President Rotation	Vice President Reported ****	Months Since Last Activity Report ***	Account Balance	Donations for current Fiscal Year	
			Number of times on status quo within last two years	If below 15 members appears				If net loss is greater than 20% appears			If no report in 3 months appears in	When more than one year appears in	Number of repeat terms		Notes the officers that do not have an active	If no report at 12 months appears in red		
151746	Bhangar	07/18/2022	Active	11	0	0	0	0.00%	22		11			N	P,S,T,VP,SC	8	90+ Days	
125709	Calcutta City of Service	08/27/2015	Active	19	2	0	2	11.76%	17		1			N	SC	7		
Exc Award (06/30/2017, 06/30/2018)																		
58894	CALCUTTA SOUTH	12/02/1996	Active	56	5	0	5	9.80%	54		1			IP	VP	3		
Exc Award (06/30/2017, 06/30/2019, 06/30/20																		\$119.80
105671	CHAITANYAPUR	06/29/2009	Active	32	6	3	3	10.34%	29	6	0			N	S,M,SC	8		
37288	CHANDANNAGAR	06/20/1979	Active	21	0	0	0	0.00%	24		10			N	M	9		
Exc Award (06/30/2017, 06/30/2018)																		
105894	CHANDIPUR	08/13/2009	Active	14	0	6	-6	-30.00%	20	13	4		6		S,T,M,VP,SC	8		
Exc Award (06/30/2016)																		
58091	CHANDRAKONA ROAD	04/08/1996	Active	41	3	0	3	7.89%	37		9			N		8		
Exc Award (06/30/2018, 06/30/2019)																		
145811	Chinsurah Royal City	04/14/2021	Active	12	4	2	2	20.00%	10	4	4				T,M,VP,SC	8		
30139	CONTAI	01/20/1975	Active	117	3	1	2	1.74%	115	43	0			N		0		
Exc Award (06/30/2016, 06/30/2017, 06/30/20																		
139332	Contai Agami	07/24/2019	Active	48	4	0	4	9.09%	44		0			N		0		
Exc Award (06/30/2020, 06/30/2021)																		
76019	CONTAI BALUCHARI	06/30/2003	Active	63	4	0	4	6.78%	59		0			N		0		
Exc Award (06/30/2017, 06/30/2018, 06/30/20																		
129501	Contai Centennial	01/17/2017	Active	29	3	3	0	0.00%	30	7	3			N		4		
Exc Award (06/30/2018, 06/30/2020, 06/30/20																		
148508	Contai Central	10/01/2021	Active	50	14	8	6	13.64%	58	7	0			N		0		
Exc Award (06/30/2022, 06/30/2023)																		
63521	CONTAI DESHAPRAN	08/21/2000	Active	54	4	0	4	8.00%	53		7			N		5		\$199.80
Exc Award (06/30/2018, 06/30/2019, 06/30/20																		
148525	Contai Life	10/07/2021	Active	24	5	8	-3	-11.11%	28	3	4			N	VP,SC	3		
149408	Contai Vivek	12/23/2021	Active	26	1	2	-1	-3.70%	30	3	0			R		7		
44586	DANTAN	01/21/1985	Active	24	1	1	0	0.00%	25	7	6			N	T,SC	0		



# Club Health Assessment for District 322C1 through April 2025

			Status	Membership							Reports					Finance	LCIF	
Club Number	Club Name	Charter Date		Current Member Count	YTD Members Added	YTD Members Dropped	YTD Net Growth	YTD Net Growth%	Member Count 12 Months Ago	Avg. length of service for dropped members	Months Since Last MMR ***	Yrs. Since Last Officer Report	President Rotation	Vice President Reported ****	Months Since Last Activity Report ***	Account Balance	Donations for current Fiscal Year	
			Number of times on status quo within last two years	If below 15 members appears					If net loss is greater than 20% appears			If no report in 3 months appears in	When more than one year appears in	Number of repeat terms	Notes the officers that do not have an active	If no report at 12 months appears in red		
Exc Award (06/30/2017, 06/30/2019)																		
63639	DEBRA BALICHAK	10/19/2000	Active(1)	38	7	1	6	18.75%	36	2	1			N		6		
Exc Award (06/30/2018, 06/30/2021)																		
109403	DEPAL	09/30/2010	Active	40	2	2	0	0.00%	39	6	0			R	T	0		
Exc Award (06/30/2019, 06/30/2021)																		
151827	Deuli	08/08/2022	Active	20	0	0	0	0.00%	24		8			N	T,VP	8		
60903	DHANIAKHALI	06/18/1998	Active	33	10	1	9	37.50%	27	9	0			N		8		
Exc Award (06/30/2018)																		
41410	DURGACHAK	05/18/1982	Active	51	0	0	0	0.00%	52		0			N	VP	1		
Exc Award (06/30/2016, 06/30/2018, 06/30/2021)																		
131800	Durgachak St Mother Teresa	07/04/2017	Cancelled(8*)	0	0	51	-51	-100.00%	20	1	4	1	None		P,S,T,M,VP SC	6	90+ Days	
60710	DURGACHAK VIDYASAGAR	04/28/1998	Active	49	5	0	5	11.36%	45		0			N	M,SC	7		\$778.67
Exc Award (06/30/2016, 06/30/2018, 06/30/2021)																		
38515	EGRA	05/14/1980	Active	55	5	2	3	5.77%	54	11	0			N	T,M	7		
Exc Award (06/30/2016)																		
53747	FARASDANGA	10/19/1992	Active	19	0	0	0	0.00%	20		1				S,T,M,VP,SC	8		
Exc Award (06/30/2019)																		
61578	GHATAL	03/02/1999	Active	32	2	2	0	0.00%	34	14	6			N	SC	5		
Exc Award (06/30/2018, 06/30/2019, 06/30/2021)																		
32472	HALDIA	06/22/1976	Active	40	5	0	5	14.29%	35		9			N		0		
Exc Award (06/30/2018)																		
119762	Haldia Bandar	06/24/2013	Active	16	1	9	-8	-33.33%	26	9	3			N	P,M,VP,SC	8		
Exc Award (06/30/2018)																		
131801	Haldia City Centre	07/04/2017	Cancelled(8*)	0	0	31	-31	-100.00%	3	1	4	1	None		P,S,T,M,VP SC	8	90+ Days	
67120	HALDIA MOHONA	01/15/2003	Active	24	0	2	-2	-7.69%	28	17	0			R	S,M	2		
Exc Award (06/30/2017, 06/30/2018, 06/30/2021)																		
132240	Haldia Township Centennial	07/14/2017	Active	38	5	2	3	8.57%	43	3	8			R	T,VP,SC	8		\$766.69
Exc Award (06/30/2019, 06/30/2021)																		
122532	Helan	06/26/2014	Active	27	1	1	0	0.00%	31	10	0			N	T	1		



# Club Health Assessment for District 322C1 through April 2025

			Status	Membership							Reports					Finance		LCIF		
Club Number	Club Name	Charter Date		Current Member Count	YTD Members Added	YTD Members Dropped	YTD Net Growth	YTD Net Growth%	Member Count 12 Months Ago	Avg. length of service for dropped members	Months Since Last MMR ***	Yrs. Since Last Officer Report	President Rotation	Vice President Reported ****	Months Since Last Activity Report ***	Account Balance	Donations for current Fiscal Year			
			Number of times on status quo within last two years	If below 15 members appears					If net loss is greater than 20% appears					If no report in 3 months appears in	When more than one year appears in	Number of repeat terms	Notes the officers that do not have an active	If no report at 12 months appears in red		
Exc Award (06/30/2016, 06/30/2017, 06/30/2022) 32985 JHARGRAM 11/03/1976			Active	54	1	1	0	0.00%	55	48	1			N	SC	7				
Exc Award (06/30/2017, 06/30/2018, 06/30/2022) 101324 JHARGRAM ARANYAK 05/06/2008			Active	74	6	4	2	2.78%	79	6	1			N	T,M,SC	9				
Exc Award (06/30/2016, 06/30/2018, 06/30/2022) 135134 Jhargram Green 06/13/2018			Active	27	1	2	-1	-3.57%	31	3	4			N		4				
Exc Award (06/30/2020, 06/30/2023) 45224 KAKDWIP 06/20/1985			Active	13	0	7	-7	-35.00%	20	10	4			N	T,M,SC	8				
Exc Award (06/30/2017, 06/30/2018) 151451 Kalindi 06/22/2022			Cancelled(8*)	0	0	21	-21	-100.00%	21	2	4	1	None		P,S,T,M,VP SC	9	90+ Days			
60933 KESHIARY 06/24/1998			Active	22	1	1	0	0.00%	27	24	0			N	T,M,VP,SC	9				
Exc Award (06/30/2016, 06/30/2018) 64039 KHAKURDA 03/05/2001			Active(1)	21	2	1	1	5.00%	23	8	0			R	T,M	8	90+ Days			
Exc Award (06/30/2017) 64450 KHARAGPUR METROPOLITAN 06/25/2001			Active	45	5	1	4	9.76%	39	2	0			N	VP,SC	2				
Exc Award (06/30/2016, 06/30/2019, 06/30/2022) 64403 KHARAGPUR WEST 06/12/2001			Active	10	0	0	0	0.00%	10		15	1	None		P,S,T,M,VP SC	6	90+ Days			
Exc Award (06/30/2016) 137046 Khejuri 01/28/2019			Active	29	1	0	1	3.57%	35		2			N	M,SC	8				
Exc Award (06/30/2020, 06/30/2022) 123639 Kolaghat Township 11/17/2014			Cancelled(8*)	0	0	18	-18	-100.00%	0	6	11		None		P,S,T,M,VP SC	8	90+ Days			
Exc Award (06/30/2018) 143328 Kolaghat United 11/06/2020			Cancelled(8*)	0	0	20	-20	-100.00%	0	3	11		None		P,S,T,M,VP SC	8	90+ Days			
142676 Kolkata Arogya 09/17/2020			Cancelled(8*)	0	0	21	-21	-100.00%	21	4	4	1	None		P,S,T,M,VP SC	8	90+ Days			
124442 Kolkata City Of Joy 03/19/2015			Active(1)	20	4	0	4	25.00%	16		1			N	S,VP	8				
Exc Award (06/30/2016, 06/30/2017, 06/30/2022) 152089 Kolkata Health Point 08/01/2022			Active(1)	20	0	0	0	0.00%	20		10			N	P,S,T,M,VP SC	6				
144150 Kolkata New Hope 12/29/2020			Active	62	27	4	23	58.97%	43	1	0			N		4				



# Club Health Assessment for District 322C1 through April 2025

			Status	Membership							Reports					Finance		LCIF
Club Number	Club Name	Charter Date		Current Member Count	YTD Members Added	YTD Members Dropped	YTD Net Growth	YTD Net Growth%	Member Count 12 Months Ago	Avg. length of service for dropped members	Months Since Last MMR ***	Yrs. Since Last Officer Report	President Rotation	Vice President Reported ****	Months Since Last Activity Report ***	Account Balance	Donations for current Fiscal Year	
			Number of times on status quo within last two years	If below 15 members appears				If net loss is greater than 20% appears			If no report in 3 months appears in	When more than one year appears in	Number of repeat terms	Notes the officers that do not have an active	If no report at 12 months appears in red			
Exc Award (06/30/2021, 06/30/2022)																		
131804	Kolkata Relief	07/04/2017	Active	22	0	0	0	0.00%	22		11			N	S,VP	8	90+ Days	
Exc Award (06/30/2018)																		
151749	Kolkata Southern	08/01/2022	Active	20	6	9	-3	-13.04%	38	2	0			N		6		
Exc Award (06/30/2023)																		
138982	Konnagar Kanaipur	07/24/2019	Active	9	3	0	3	50.00%	6		9		2	R	M,SC	8		
62980	KULTIKRI	03/27/2000	Active	16	0	0	0	0.00%	19		10		2	N	VP,SC	8		
Exc Award (06/30/2017)																		
106499	MADHAKHALI	08/31/2009	Active	32	5	0	5	18.52%	27		8				M,VP,SC	8		
Exc Award (06/30/2016, 06/30/2022)																		
43938	MAHISHADAL	05/29/1984	Active	39	1	0	1	2.63%	41		0			N	T	8		
Exc Award (06/30/2016, 06/30/2017)																		
119457	MAJNA	05/30/2013	Active	42	5	3	2	5.00%	43	4	2			N	T,VP,SC	0		
Exc Award (06/30/2022)																		
63275	MANIKPARA	06/06/2000	Active	11	1	2	-1	-8.33%	12	17	9		4	R	S,T,VP,SC	8		
98730	MECHADA	03/06/2007	Active	36	6	6	0	0.00%	36	7	0			N	VP,SC	8		
Exc Award (06/30/2021)																		
31965	MIDNAPORE	03/29/1976	Active	56	2	1	1	1.82%	55	4	4			N	VP,SC	0		
Exc Award (06/30/2016, 06/30/2021)																		
59908	MIDNAPORE CENTRAL	08/19/1997	Active	25	2	8	-6	-19.35%	31	4	0			N	S,VP	1		
Exc Award (06/30/2016, 06/30/2018, 06/30/20)																		
57749	MIDNAPORE KANGSABATI	01/18/1996	Cancelled(8*)	0	0	1	-1	-100.00%	20	4	9	1	None		P,S,T,M,VP SC	21	90+ Days	
Exc Award (06/30/2018, 06/30/2019, 06/30/20)																		
64725	NARAYANGARH	10/23/2001	Active	20	0	1	-1	-4.76%	21	23	4				M,VP,SC	9		
48912	PANDUA	09/19/1988	Active	29	5	2	3	11.54%	26	2	6		2	N	T	1		
Exc Award (06/30/2019, 06/30/2022)																		
143364	Panskura United	12/01/2020	Active	13	1	0	1	8.33%	16		0			N	S,VP,SC	3		
65229	PRATAPDIGHI	04/24/2002	Active	31	1	0	1	3.33%	34		0			N	VP	1		
Exc Award (06/30/2021)																		



# Club Health Assessment for District 322C1 through April 2025

			Status	Membership							Reports					Finance		LCIF	
Club Number	Club Name	Charter Date		Current Member Count	YTD Members Added	YTD Members Dropped	YTD Net Growth	YTD Net Growth%	Member Count 12 Months Ago	Avg. length of service for dropped members	Months Since Last MMR ***	Yrs. Since Last Officer Report	President Rotation	Vice President Reported ****	Months Since Last Activity Report ***	Account Balance	Donations for current Fiscal Year		
			Number of times on status quo within last two years	If below 15 members appears					If net loss is greater than 20% appears			If no report in 3 months appears in	When more than one year appears in	Number of repeat terms	Notes the officers that do not have an active	If no report at 12 months appears in red			
117988	RAJHATI	10/11/2012	Active	45	2	0	2	4.65%	44		2			N	VP	0	90+ Days		
Exc Award (06/30/2017, 06/30/2018)																			
87797	RAMJIBANPUR	04/14/2005	Active	32	7	1	6	23.08%	26	20	3			N	S,M,SC	1			
51640	RAMNAGAR	05/01/1991	Active	15	0	11	-11	-42.31%	26	4	9		6		S,M,VP,SC	9			
Exc Award (06/30/2021)																			
58269	RISHRA	05/13/1996	Active	99	10	4	6	6.45%	98	23	3			N	P,M,VP	0			
Exc Award (06/30/2016, 06/30/2019, 06/30/2020)																			
55590	SANTOSHPUR GREATER	04/25/1994	Active	30	0	0	0	0.00%	31		10		2	R	VP	4			
Exc Award (06/30/2020)																			
148196	Satmile Central	09/03/2021	Active	18	0	3	-3	-14.29%	21	2	0			N	VP	9			
26113	SERAMPORE	05/25/1969	Active	32	5	0	5	18.52%	29		0			R		3	\$119.80		
Exc Award (06/30/2016, 06/30/2017, 06/30/2020)																			
132006	Serampore Centennial	07/04/2017	Active	58	3	1	2	3.57%	54	1	0			N		1			
Exc Award (06/30/2018, 06/30/2020, 06/30/2020)																			
143048	Serampore Central	09/25/2020	Active	49	4	2	2	4.26%	47	7	5			N	P,S,M,SC	7			
45962	SERAMPORE TOWN	03/19/1986	Active	40	12	3	9	29.03%	41	3	0			N	T	5		\$119.79	
Exc Award (06/30/2018, 06/30/2021, 06/30/2020)																			
125357	Shyampur	07/14/2015	Cancelled(8*)	0	0	16	-16	-100.00%	16	7	4	1	None		P,S,T,M,VP SC	8			90+ Days
122989	Sutahata Greater	08/22/2014	Active(2)	18	18	20	-2	-10.00%	24	8	3			N	S,T,M	8			
Exc Award (06/30/2018)																			
30996	TAMLUK	06/20/1975	Active(1)	17	2	2	0	0.00%	17	43	1		2		S,T,M,VP,SC	3			
132489	Tamluk Centennial	08/21/2017	Active	6	0	0	0	0.00%	6		17	1	None		P,S,T,M,VP SC	8			
110446	TARAKESWAR TOWN	03/01/2011	Active(2)	20	7	3	4	25.00%	23	2	0		2	N	S,M,VP,SC	9			
Exc Award (06/30/2016, 06/30/2017, 06/30/2020)																			
109404	THAKURPUKUR	09/30/2010	Active	20	0	0	0	0.00%	23		4		2	N	M,SC	9	90+ Days		
Exc Award (06/30/2016, 06/30/2018)																			
26118	TRIBENI	03/12/1968	Active	16	0	5	-5	-23.81%	21	10	6			N	T,M,SC	6	90+ Days		
125459	Uttarpara	07/22/2015	Active(2)	11	3	1	2	22.22%	9	2	3				VP	5			



## Club Health Assessment for District 322C1 through April 2025

			Status	Membership							Reports					Finance	LCIF
Club Number	Club Name	Charter Date		Current Member Count	YTD Members Added	YTD Members Dropped	YTD Net Growth	YTD Net Growth%	Member Count 12 Months Ago	Avg. length of service for dropped members	Months Since Last MMR ***	Yrs. Since Last Officer Report	President Rotation	Vice President Reported ****	Months Since Last Activity Report ***	Account Balance	Donations for current Fiscal Year
			Number of times on status quo within last two years	If below 15 members appears				If net loss is greater than 20% appears			If no report in 3 months appears	When more than one year appears in	Number of repeat terms	Notes the officers that do not have an active	If no report at 12 months appears in red		
142486	Uttarpara Greater	08/12/2020	Active(1)	7	0	18	-18	-72.00%	25	3	4		2	T,M,VP,SC	8		

Clubs Cancelled Previous Fiscal Year – Clubs Cancelled within last 12 months may be reinstated

Club Number	Club Name	Charter Date	Current Status*	Cancellation Date
143411	Contai Bhajachouli	11/02/2020	Cancelled(8*)	01/29/2024
151947	Dhobaberia	12/09/2022	Cancelled(8*)	12/29/2023
124957	Kolkata South Subarban	05/26/2015	Cancelled(8*)	05/29/2024

Current Total Clubs Count	YTD New Clubs Count	YTD Cancelled Clubs Count	YTD Net Club Gain	Current Total Members Count	YTD Add	YTD Drop	YTD Net Growth	YTD Net Growth %	Member Count 12 Months Ago	Average Member Count Per Club	% of Clubs with less than 20 members	% No MMR in 3 Months	% No Officer Report in 12 Months	% of Clubs with balance 90+ days	Number of Clubs in Status Quo	% Status Quo Clubs in Financial Suspension	Number of Cancelled Clubs	Average Cancelled Club Age	Members Lost Due to Cancellation	% of Clubs Cancelled for Non-Financial Reasons
108	7	13	-6	3,319	533	543	-10	-0.30%	3,446	31	23%	51%	3%	10%	0	0%	13	10	269	-23%

\* - P - Priority Club. Cancellation Reasons: 1-Objectives/conduct, 2-Non-active club, 5-Non-existing club, 6-Disbanding, 7-Merger, 8-Financial Suspension, 9-District/Multiple District Dues.

\*\* - Abbreviation: P-President, S-Secretary, T-Treasurer, M-Member Chairperson, VP-First Vice President, MC-Communications Chairperson, SC-Service Chairperson

\*\*\* - Abbreviation: N/R - Never reported using the Lions Clubs website, N/A - Not applicable, No password registered for the Lions Clubs website.

\*\*\*\* - Abbreviation: N - New, IP - Immediate Past, R - Repeat.



# Club Health Assessment for District 322C2 through April 2025

			Status	Membership							Reports					Finance		LCIF
Club Number	Club Name	Charter Date		Current Member Count	YTD Members Added	YTD Members Dropped	YTD Net Growth	YTD Net Growth%	Member Count 12 Months Ago	Avg. length of service for dropped members	Months Since Last MMR ***	Yrs. Since Last Officer Report	President Rotation	Vice President Reported ****	Months Since Last Activity Report ***	Account Balance	Donations for current Fiscal Year	
			Number of times on status quo within last two years	If below 15 members appears					If net loss is greater than 20% appears			If no report in 3 months appears in	When more than one year appears in	Number of repeat terms	Notes the officers that do not have an active	If no report at 12 months appears in red		
Clubs less than two years old																		
178675	Barkote	09/17/2024	Active	20	20	0	20	100.00%	0		7				M,VP,SC	4		
172385	Barpali Diamond	06/21/2024	Active	47	27	0	27	135.00%	0		0		2		M,VP,SC	8	90+ Days	
178989	Chiplima Ghanteshwari	09/30/2024	Active	20	20	0	20	100.00%	0		1				M,VP,SC	0	90+ Days	
178021	Diptipur	09/24/2024	Active	20	20	0	20	100.00%	0		7				P,M,VP,SC	0		
178400	Kuchinda	09/05/2024	Active	13	21	8	13	100.00%	0	0	1			N	M,VP,SC	0	90+ Days	
154766	Kuchinda Gourav	06/14/2023	Cancelled(8*)	0	0	32	-32	-100.00%	17	1	4		None		P,S,T,M,VP SC	8	90+ Days	
Exc Award (06/30/2023)																		
177515	Mahanadi	08/16/2024	Active	21	28	7	21	100.00%	0	1	0			N	T,M,VP,SC	5	90+ Days	
155525	Patnagarh Achievers	08/24/2023	Active	42	14	0	14	50.00%	35		0			N		0		\$2,024.56
155572	Reamal	08/25/2023	Active	20	0	0	0	0.00%	20		8			N	P,T,M,VP,SC	0		
178720	Remed Royals	09/30/2024	Active	20	20	0	20	100.00%	0		7			N	T,M,SC	1	90+ Days	
178681	Rengali	09/27/2024	Active	10	20	10	10	100.00%	0	0	4				M,VP,SC	0	90+ Days	
178825	Rourkela Inspire	09/24/2024	Active	31	31	0	31	100.00%	0		0				M,VP,SC	0		
155635	Sambalpur Koshal	09/05/2023	Active	22	0	0	0	0.00%	22		7		2	R		9	90+ Days	
178553	Subarnapur	09/11/2024	Active	10	20	10	10	100.00%	0	0	4				T,M,VP,SC	0	90+ Days	
Clubs more than two years old																		
148647	Attabira	10/31/2021	Cancelled(8*)	0	2	16	-14	-100.00%	25	3	1		None		P,S,T,M,VP SC	9	90+ Days	
38833	BARGARH	07/16/1980	Active	76	4	19	-15	-16.48%	103	9	1			N		1		\$47.92
Exc Award (06/30/2016, 06/30/2017, 06/30/20)																		
60031	BHAWANIPATNA	10/23/1997	Active	26	1	0	1	4.00%	25		0		2	R	M,VP,SC	9	90+ Days	
Exc Award (06/30/2021, 06/30/2023)																		
139205	Binka	07/18/2019	Cancelled(8*)	0	0	20	-20	-100.00%	20	5	4	1	None		P,S,T,M,VP SC	9	90+ Days	
Exc Award (06/30/2021, 06/30/2023)																		
51763	BOLANGIR	06/11/1991	Active	35	2	0	2	6.06%	35		4		3	N	VP,SC	8		\$11.98
Exc Award (06/30/2016, 06/30/2021, 06/30/20)																		





# Club Health Assessment for District 322C2 through April 2025

			Status	Membership							Reports					Finance	LCIF
Club Number	Club Name	Charter Date		Current Member Count	YTD Members Added	YTD Members Dropped	YTD Net Growth	YTD Net Growth%	Member Count 12 Months Ago	Avg. length of service for dropped members	Months Since Last MMR ***	Yrs. Since Last Officer Report	President Rotation	Vice President Reported ****	Months Since Last Activity Report ***	Account Balance	Donations for current Fiscal Year
			Number of times on status quo within last two years	If below 15 members appears	If net loss is greater than 20% appears					If no report in 3 months appears in	When more than one year appears in	Number of repeat terms	Notes the officers that do not have an active	If no report at 12 months red			
61355	BURLA	12/15/1998	Active	32	8	4	4	14.29%	28	4	0		2	N	S,M	4	\$167.72
Exc Award (06/30/2017, 06/30/2018, 06/30/2019)																	
129610	Burla Pragati	01/10/2017	Active	40	10	0	10	33.33%	30		1			N	SC	0	\$23.96
Exc Award (06/30/2019, 06/30/2021, 06/30/2022)																	
117280	DEOGARH GOLD	06/22/2012	Active	21	1	0	1	5.00%	21		0			N	M,SC	9	\$23.96
Exc Award (06/30/2021, 06/30/2023)																	
117712	GODBHAGA ROYAL	08/24/2012	Active	43	1	0	1	2.38%	42		0		2	N	VP	9	\$23.96
Exc Award (06/30/2016, 06/30/2018, 06/30/2019)																	
40059	HIRAKUD	06/12/1981	Active	22	2	1	1	4.76%	21	17	1			N		9	\$11.98
Exc Award (06/30/2017, 06/30/2021, 06/30/2022)																	
65334	HIRAKUD ALUMINIUM CITY	05/17/2002	Active	25	0	1	-1	-3.85%	26	1	4			N	T	4	\$179.70
Exc Award (06/30/2021, 06/30/2023, 06/30/2024)																	
105578	HIRAKUD PARIVAR	06/10/2009	Active	18	4	6	-2	-10.00%	20	7	1			N	T	4	\$23.96
Exc Award (06/30/2021, 06/30/2023, 06/30/2024)																	
39476	JHARSUGUDA	02/27/1981	Active	85	2	0	2	2.41%	78		0			N	M	3	\$23.96
Exc Award (06/30/2016, 06/30/2018, 06/30/2019)																	
124850	Jharsuguda Titans	05/12/2015	Active	27	1	0	1	3.85%	26		0		2	N	M,SC	8	90+ Days
Exc Award (06/30/2017, 06/30/2021)																	
149219	Kadobahal Jharapali	12/24/2021	Active	20	4	4	0	0.00%	17	3	0			N	M,SC	0	\$23.96
Exc Award (06/30/2023, 06/30/2024)																	
50300	KALUNGA	03/15/1990	Active	101	0	15	-15	-12.93%	102	6	4			R	M,SC	8	\$107.82
Exc Award (06/30/2021, 06/30/2022, 06/30/2023)																	
62524	KANTABANJI MID TOWN	11/29/1999	Active	15	0	6	-6	-28.57%	21	3	1		2	R	P,S,T,M,SC	8	\$11.98
Exc Award (06/30/2023)																	
102505	KESINGA	06/21/2008	Active	54	24	0	24	80.00%	47		0		2	N	T,M,SC	9	\$23.96
Exc Award (06/30/2021, 06/30/2023)																	
141790	Mahanadi Green	06/20/2020	Active	14	2	5	-3	-17.65%	20	3	4				M,VP,SC	6	90+ Days
Exc Award (06/30/2021, 06/30/2022)																	
54078	PADAMPUR	02/10/1993	Active	49	12	0	12	32.43%	38		0		2	R		9	\$35.94



## Club Health Assessment for District 322C2 through April 2025

			Status	Membership							Reports					Finance	LCIF
Club Number	Club Name	Charter Date		Current Member Count	YTD Members Added	YTD Members Dropped	YTD Net Growth	YTD Net Growth%	Member Count 12 Months Ago	Avg. length of service for dropped members	Months Since Last MMR ***	Yrs. Since Last Officer Report	President Rotation	Vice President Reported ****	Months Since Last Activity Report ***	Account Balance	Donations for current Fiscal Year
			Number of times on status quo within last two years	If below 15 members appears				If net loss is greater than 20% appears			If no report in 3 months appears in	When more than one year appears in	Number of repeat terms	Notes the officers that do not have an active	If no report at 12 months appears in red		
Exc Award (06/30/2017, 06/30/2018, 06/30/2020)	142593 Paikmal Nrusinghanath	09/09/2020	Active	24	6	3	3	14.29%	21	2	4		2	R	P,M,VP,SC	9	\$11.98
Exc Award (06/30/2021, 06/30/2022)	38735 PATNAGARH	06/10/1980	Active	44	8	0	8	22.22%	36		0			N	M,VP,SC	4	\$1,048.22
Exc Award (06/30/2017, 06/30/2019, 06/30/2020)	26108 RAJGANGPUR	10/28/1962	Active	24	6	0	6	33.33%	19		0		2	R	P,T,VP,SC	2	
Exc Award (06/30/2019, 06/30/2021, 06/30/2020)	26110 ROURKELA	09/10/1960	Active	59	3	1	2	3.51%	70	3	0			N	M	1	
Exc Award (06/30/2018, 06/30/2021, 06/30/2020)	104489 ROURKELA PANPOSH	01/22/2009	Active	83	0	17	-17	-17.00%	103	6	1			N	M,VP,SC	0	\$185.94
Exc Award (06/30/2016, 06/30/2019, 06/30/2020)	51802 ROURKELA C T	06/18/1991	Active	33	0	0	0	0.00%	30		9			N	M,SC	8	
Exc Award (06/30/2017, 06/30/2018, 06/30/2020)	54037 ROURKELA CHHEND	02/02/1993	Active	67	2	10	-8	-10.67%	75	7	0			N	M,VP,SC	3	
Exc Award (06/30/2016, 06/30/2017, 06/30/2020)	152319 Rourkela Classic	12/13/2022	Cancelled(8*)	0	0	20	-20	-100.00%	20	2	4		None		P,S,T,M,VP SC	9	90+ Days
Exc Award (06/30/2023)	104234 ROURKELA DAMITS	01/05/2009	Active	27	11	6	5	22.73%	22	7	0			N	S,T,M,VP,SC	1	90+ Days
Exc Award (06/30/2022)	58446 ROURKELA GREATER	06/24/1996	Cancelled(8*)	0	0	21	-21	-100.00%	21	14	4	1	None		P,S,T,M,VP SC	8	90+ Days
	59401 ROURKELA MID-TOWN	04/22/1997	Active	22	0	0	0	0.00%	27		6		5	R	T,M,SC	8	90+ Days
Exc Award (06/30/2024)	138934 Rourkela Pragati	07/16/2019	Active	55	12	8	4	7.84%	49	2	0			N	M,VP,SC	0	\$35.94
Exc Award (06/30/2021, 06/30/2023, 06/30/2020)	131891 Rourkela Prime	07/03/2017	Active(1)	25	0	6	-6	-19.35%	30	1	1			N	M,SC	7	\$23.96
Exc Award (06/30/2018, 06/30/2019, 06/30/2020)	131170 Rourkela Smart City	06/05/2017	Active	65	5	5	0	0.00%	73	5	0			N		5	\$47.92
Exc Award (06/30/2018, 06/30/2019, 06/30/2020)	41599 ROURKELA VEDVYAS	06/07/1982	Active	439	59	1	58	15.22%	426	0	0			N	T,M,SC	0	\$227.61



# Club Health Assessment for District 322C2 through April 2025

			Status	Membership							Reports					Finance	LCIF	
Club Number	Club Name	Charter Date		Current Member Count	YTD Members Added	YTD Members Dropped	YTD Net Growth	YTD Net Growth%	Member Count 12 Months Ago	Avg. length of service for dropped members	Months Since Last MMR ***	Yrs. Since Last Officer Report	President Rotation	Vice President Reported ****	Months Since Last Activity Report ***	Account Balance	Donations for current Fiscal Year	
			Number of times on status quo within last two years	If below 15 members appears				If net loss is greater than 20% appears			If no report in 3 months appears in	When more than one year appears in	Number of repeat terms	Notes the officers that do not have an active	If no report at 12 months appears in red			
Exc Award (06/30/2016, 06/30/2018, 06/30/20	95648 ROURKELA VEDVYAS GREATER	02/15/2006	Active	58	1	8	-7	-10.77%	71	6	0		3	N	M,SC	9	90+ Days	\$23.96
Exc Award (06/30/2016, 06/30/2019, 06/30/20	104121 ROURKELA VEDVYAS TRIVENI	01/19/2009	Active	17	3	2	1	6.25%	16	1	0		2	R	T,M,VP,SC	9		\$11.84
Exc Award (06/30/2021)	26111 SAMBALPUR	12/25/1962	Active	50	2	0	2	4.17%	56		0			R	T,M,VP	1		\$263.55
Exc Award (06/30/2016, 06/30/2021, 06/30/20	124956 Sambalpur Central	05/27/2015	Active	49	3	0	3	6.52%	49		1			N		0		\$1,024.26
Exc Award (06/30/2017, 06/30/2021, 06/30/20	60311 SAMBALPUR SILKS	01/20/1998	Active	49	5	3	2	4.26%	46	1	0			N		1		\$1,156.04
Exc Award (06/30/2017, 06/30/2018, 06/30/20	125892 Thuapali	10/15/2015	Active	50	0	2	-2	-3.85%	52	7	1			R		0		
Exc Award (06/30/2018, 06/30/2019, 06/30/20	37621 TITILAGARH	10/17/1979	Active	92	9	0	9	10.84%	126		0			N		0		\$10,254.54
Exc Award (06/30/2017, 06/30/2019, 06/30/20	139729 Vedvyas Kohinoor	09/03/2019	Active	24	2	0	2	9.09%	21		8			N	P,T,M,SC	9		\$23.96
Exc Award (06/30/2021, 06/30/2022, 06/30/20																		

Clubs Cancelled Previous Fiscal Year – Clubs Cancelled within last 12 months may be reinstated

Club Number	Club Name	Charter Date	Current Status*	Cancellation Date
153644	Hirakud Green	02/13/2023	Cancelled(8*)	12/29/2023

Current Total Clubs Count	YTD New Clubs Count	YTD Cancelled Clubs Count	YTD Net Club Gain	Current Total Members Count	YTD Add	YTD Drop	YTD Net Growth	YTD Net Growth %	Member Count 12 Months Ago	Average Member Count Per Club	% of Clubs with less than 20 members	% No MMR in 3 Months	% No Officer Report in 12 Months	% of Clubs with balance 90+ days	Number of Clubs in Status Quo	% Status Quo Clubs in Financial Suspension	Number of Cancelled Clubs	Average Cancelled Club Age	Members Lost Due to Cancellation	% of Clubs Cancelled for Non-Financial Reasons
52	9	5	4	2,355	458	277	181	8.33%	2,298	45	13%	29%	0%	27%	0	0%	5	8	109	-20%



Club Health Assessment for District 322C2 through April 2025

			Status	Membership							Reports					Finance	LCIF
Club Number	Club Name	Charter Date		Current Member Count	YTD Members Added	YTD Members Dropped	YTD Net Growth	YTD Net Growth%	Member Count 12 Months Ago	Avg. length of service for dropped members	Months Since Last MMR ***	Yrs. Since Last Officer Report	President Rotation	Vice President Reported ****	Months Since Last Activity Report ***	Account Balance	Donations for current Fiscal Year
			Number of times on status quo within last two years	If below 15 members appears				If net loss is greater than 20% appears			If no report in 3 months appears in	When more than one year appears in	Number of repeat terms	Notes the officers that do not have an active	If no report at 12 months appears in red		

\* - P - Priority Club. Cancellation Reasons: 1-Objectives/conduct, 2-Non-active club, 5-Non-existing club, 6-Disbanding, 7-Merger, 8-Financial Suspension, 9-District/Multiple District Dues.  
\*\* - Abbreviation: P-President, S-Secretary, T-Treasurer, M-Member Chairperson, VP-First Vice President, MC-Communications Chairperson, SC-Service Chairperson  
\*\*\* - Abbreviation: N/R - Never reported using the Lions Clubs website, N/A - Not applicable, No password registered for the Lions Clubs website.  
\*\*\*\* - Abbreviation: N - New, IP - Immediate Past, R - Repeat.



# Club Health Assessment for District 322C3 through April 2025

			Status	Membership							Reports					Finance		LCIF
Club Number	Club Name	Charter Date		Current Member Count	YTD Members Added	YTD Members Dropped	YTD Net Growth	YTD Net Growth%	Member Count 12 Months Ago	Avg. length of service for dropped members	Months Since Last MMR ***	Yrs. Since Last Officer Report	President Rotation	Vice President Reported ****	Months Since Last Activity Report ***	Account Balance	Donations for current Fiscal Year	
			Number of times on status quo within last two years	If below 15 members appears				If net loss is greater than 20% appears			If no report in 3 months appears in	When more than one year appears in	Number of repeat terms	Notes the officers that do not have an active	If no report at 12 months appears in red			
Clubs less than two years old																		
156164	Adra	09/29/2023	Active(1)	19	0	1	-1	-5.00%	20	1	4		2	N	S,T,M,VP,SC	8	90+ Days	
157406	Asansol Achievers	03/12/2024	Active	15	1	6	-5	-25.00%	20	1	4		2		VP,SC	2		
155059	Asansol Dhadka	08/07/2023	Cancelled(8*)	0	0	23	-23	-100.00%	23	1	4		None		P,S,T,M,VP SC	8	90+ Days	
155480	Bankura Femina	08/07/2023	Active(1)	18	4	15	-11	-37.93%	29	1	3				M,VP,SC	7		
156199	Bankura Phoenix	09/29/2023	Cancelled(8*)	0	0	20	-20	-100.00%	20	1	3		None		P,S,T,M,VP SC	9	90+ Days	
157341	Bhagabanpur	02/16/2024	Active(1)	8	0	12	-12	-60.00%	20	1	4		2	N	M,VP,SC	9		
155124	Burdwan Academics	07/27/2023	Cancelled(8*)	0	0	21	-21	-100.00%	21	2	4		None		P,S,T,M,VP SC	7	90+ Days	
155097	Burdwan Renaissance	08/01/2023	Cancelled(8*)	0	2	35	-33	-100.00%	33	1	4		None		P,S,T,M,VP SC	6	90+ Days	
172361	Dubrajpur	06/24/2024	Active	20	0	0	0	0.00%	0		4		2		M,VP,SC	2	90+ Days	
178029	Durgapur Care	09/19/2024	Active	20	20	0	20	100.00%	0		7				M,VP,SC	0		
171458	DURGAPUR TOWN	06/21/2024	Active	21	1	0	1	5.00%	0		4		2		S,T,M,VP,SC	0	90+ Days	
155123	Durgapur Women Achievers	07/31/2023	Active(1)	20	0	0	0	0.00%	20		19		2		S,T,M,VP,SC	6	90+ Days	
155622	Gopalmath	08/25/2023	Active	16	5	9	-4	-20.00%	20	1	4		2	R	T,M,VP,SC	4		
155425	Kalna Greater	08/11/2023	Active(1)	16	16	22	-6	-27.27%	20	2	1		2		P,S,M,VP,SC	9		
180672	Ketugram Roundi	02/04/2025	Newly Chartered	20	20	0	20	100.00%	0		2			N	T,M,VP,SC	N/R		
155061	Raipur Jangalmahal	08/10/2023	Active	24	3	4	-1	-4.00%	25	1	1				VP,SC	7	90+ Days	
157716	Rampurhat Cooperation	03/14/2024	Active	20	0	0	0	0.00%	20		13		2		S,T,M,VP,SC	9	90+ Days	
180645	Raniganj J K Nagar	02/10/2025	Newly Chartered	20	20	0	20	100.00%	0		1			N		N/R		
157212	Raniganj Learning Leaders	01/29/2024	Active(1)	22	0	0	0	0.00%	22		11		2		S,T,M,VP,SC	7	90+ Days	
180497	Sonamukhi	02/03/2025	Newly Chartered	20	20	0	20	100.00%	0		2			N	T,M,VP,SC	N/R		
Clubs more than two years old																		
53944	ANDAL	12/29/1992	Active	32	0	17	-17	-34.69%	47	5	0			N	P,T,M,VP,SC	0		
Exc Award (06/30/2023)																		



# Club Health Assessment for District 322C3 through April 2025

			Status	Membership							Reports					Finance		LCIF
Club Number	Club Name	Charter Date		Current Member Count	YTD Members Added	YTD Members Dropped	YTD Net Growth	YTD Net Growth%	Member Count 12 Months Ago	Avg. length of service for dropped members	Months Since Last MMR ***	Yrs. Since Last Officer Report	President Rotation	Vice President Reported ****	Months Since Last Activity Report ***	Account Balance	Donations for current Fiscal Year	
			Number of times on status quo within last two years	If below 15 members appears					If net loss is greater than 20% appears		If no report in 3 months appears in	When more than one year appears in	Number of repeat terms	Notes the officers that do not have an active	If no report at 12 months appears in red			
26072	ASANSOL	08/07/1960	Active	25	0	0	0	0.00%	25		14		2	R P	8			
125530	Asansol Shatabdi	08/13/2015	Active	35	1	8	-7	-16.67%	42	8	4			N M	3		\$119.80	
Exc Award (06/30/2020, 06/30/2024)																		
125008	Asansol Axis	06/04/2015	Active	38	0	2	-2	-5.00%	44	3	4			N T,VP,SC	6		\$1,018.26	
Exc Award (06/30/2020, 06/30/2023)																		
59688	ASANSOL CITY	06/09/1997	Active	20	3	4	-1	-4.76%	21	4	1			N	1			
26112	ASANSOL EAST	04/08/1962	Active	83	6	1	5	6.41%	80	0	0			N	1		\$3,174.59	
Exc Award (06/30/2019, 06/30/2021, 06/30/2022)																		
38374	ASANSOL GREATER	04/23/1980	Active	50	0	7	-7	-12.28%	57	12	4			N S,M,SC	0			
Exc Award (06/30/2019, 06/30/2022)																		
66956	ASANSOL MEGA CITY	12/16/2002	Active	26	0	0	0	0.00%	26		11			VP	9			
101893	ASANSOL NORTH	05/12/2008	Active	28	2	3	-1	-3.45%	27	2	3			N SC	0			
Exc Award (06/30/2019, 06/30/2022)																		
78537	ASANSOL PUSPANJALI	03/18/2004	Active	29	0	0	0	0.00%	27		8			R	0		\$1,110.26	
Exc Award (06/30/2022)																		
129415	Asansol Royal Midtown	01/03/2017	Cancelled(8*)	0	0	10	-10	-100.00%	10	8	4		None	P,S,T,M,VP SC M	6	90+ Days		
138631	Asansol Samannoy	06/17/2019	Active	21	5	4	1	5.00%	20	4	4			N	9		\$10.00	
Exc Award (06/30/2022)																		
126488	Asansol Shatarupa	01/20/2016	Active	18	0	2	-2	-10.00%	24	3	4		2	R SC	2			
Exc Award (06/30/2019)																		
137188	Asansol Udayan	01/10/2019	Active	42	3	1	2	5.00%	39	1	1			N	0		\$289.84	
Exc Award (06/30/2020, 06/30/2022, 06/30/2023)																		
132313	Asansol Youth	10/03/2017	Active	22	0	0	0	0.00%	22		9			N T,M,SC	2			
60944	BAHULA	06/26/1998	Active	25	2	0	2	8.70%	26		3			N VP	4			
106384	BAIDYAPUR	08/25/2009	Active(1)	15	0	1	-1	-6.25%	20	1	4		2	R S,M,VP	9			
33252	BANKURA	01/24/1977	Active	128	7	2	5	4.07%	124	34	0			N VP,SC	5		\$6,310.93	
Exc Award (06/30/2020, 06/30/2022, 06/30/2023)																		
131562	Bankura Central	07/03/2017	Active	61	6	0	6	10.91%	55		0			N VP	1			



# Club Health Assessment for District 322C3 through April 2025

			Status	Membership							Reports					Finance		LCIF
Club Number	Club Name	Charter Date		Current Member Count	YTD Members Added	YTD Members Dropped	YTD Net Growth	YTD Net Growth%	Member Count 12 Months Ago	Avg. length of service for dropped members	Months Since Last MMR ***	Yrs. Since Last Officer Report	President Rotation	Vice President Reported ****	Months Since Last Activity Report ***	Account Balance	Donations for current Fiscal Year	
			Number of times on status quo within last two years	If below 15 members appears				If net loss is greater than 20% appears			If no report in 3 months appears in	When more than one year appears in	Number of repeat terms	Notes the officers that do not have an active	If no report at 12 months appears in red			
Exc Award (06/30/2019, 06/30/2022, 06/30/2025)	58351 BANKURA MALLABHUM	05/29/1996	Active	39	7	3	4	11.43%	35	6	0			N VP,SC	7			
Exc Award (06/30/2023)	130127 Baraboni	02/21/2017	Cancelled(8*)	0	0	14	-14	-100.00%	14	6	4		None	P,S,T,M,VP SC	6	90+ Days		
	150193 Birudiha	03/14/2022	Active	25	0	0	0	0.00%	25		4			M,VP,SC	6	90+ Days		
	111010 BISHNUPUR CENTRAL	05/05/2011	Active	61	2	0	2	3.39%	59		2			N	0		\$498.32	
Exc Award (06/30/2018, 06/30/2019, 06/30/2020)	153566 Bolpur Santiniketan Greater	02/06/2023	Active	18	0	0	0	0.00%	21		9			N	9	90+ Days		
	131153 Budbud	06/05/2017	Active	25	0	0	0	0.00%	25		4			M,VP,SC	6			
Exc Award (06/30/2018, 06/30/2022)	26076 BURDWAN	03/11/1965	Active	159	4	10	-6	-3.64%	164	11	0			N	0			
Exc Award (06/30/2018, 06/30/2020)	138609 Burdwan Agranee	06/17/2019	Active	67	11	1	10	17.54%	43	1	0			N	9			
Exc Award (06/30/2020, 06/30/2022, 06/30/2025)	106247 BURDWAN ARANEE	08/12/2009	Active	38	5	0	5	15.15%	33		0		2	N P,VP	5			
Exc Award (06/30/2019)	122881 Burdwan Arunodoy	08/01/2014	Active	18	0	2	-2	-10.00%	20	6	9			N M,VP	6			
Exc Award (06/30/2020)	62475 BURDWAN BISHWABANDHU	11/08/1999	Cancelled(6*)	0	1	19	-18	-100.00%	22	12	5		None	P,S,T,M,VP SC	9			
Exc Award (06/30/2019)	152098 Burdwan Cancer Care	08/01/2022	Cancelled(8*)	0	0	7	-7	-100.00%	26	2	4		None	P,T,M,VP,SC	9	90+ Days		
	57712 BURDWAN CENTRAL	12/28/1995	Active	46	4	5	-1	-2.13%	47	10	0			R VP	2			
Exc Award (06/30/2023)	95172 BURDWAN INDRAKANAN	01/31/2006	Active(1)	15	2	17	-15	-50.00%	30	9	3		None	R P,T,M,SC	6	90+ Days		
Exc Award (06/30/2022)	140997 Burdwan Medilink	02/27/2020	Active	27	0	0	0	0.00%	27		14			N P,S,SC	8			
Exc Award (06/30/2022, 06/30/2023)	58936 BURDWAN MID TOWN	12/18/1996	Active	45	6	5	1	2.27%	47	10	0			R VP,SC	5		\$1,030.24	





# Club Health Assessment for District 322C3 through April 2025

			Status	Membership							Reports					Finance		LCIF
Club Number	Club Name	Charter Date		Current Member Count	YTD Members Added	YTD Members Dropped	YTD Net Growth	YTD Net Growth%	Member Count 12 Months Ago	Avg. length of service for dropped members	Months Since Last MMR ***	Yrs. Since Last Officer Report	President Rotation	Vice President Reported ****	Months Since Last Activity Report ***	Account Balance	Donations for current Fiscal Year	
			Number of times on status quo within last two years	If below 15 members appears				If net loss is greater than 20% appears			If no report in 3 months appears in	When more than one year appears in	Number of repeat terms	Notes the officers that do not have an active	If no report at 12 months appears in red			
118663	BURDWAN NABA DIGANTA	01/25/2013	Active	26	3	5	-2	-7.14%	24	4	0			N	T	1		
	Exc Award (06/30/2020, 06/30/2022, 06/30/2025)																	
99289	BURDWAN WEST	05/01/2007	Active	37	3	2	1	2.78%	36	2	6		2	N	T,M,VP,SC	6		
	Exc Award (06/30/2022)																	
150940	Chandrapur Astha	05/23/2022	Cancelled(8*)	0	0	19	-19	-100.00%	16	2	4		None		P,S,T,M,VP SC	9	90+ Days	
106488	CHITTARANJAN	08/31/2009	Active	32	1	0	1	3.23%	43		9			R	M	3		\$1,006.29
	Exc Award (06/30/2019)																	
123638	Chittaranjan Amladahi	11/17/2014	Active(1)	5	0	0	0	0.00%	5		36		2		P,S,T,M,VP SC	9		
117680	CHITTARANJAN RAIL CITY	08/21/2012	Active(1)	16	0	4	-4	-20.00%	20	6	3		3		S,T,M,VP,SC	9	90+ Days	
135389	Chittaranjan Swarnanjali	07/09/2018	Active	25	7	0	7	38.89%	23		4			N		3		\$10.00
	Exc Award (06/30/2021, 06/30/2022)																	
150956	Domohani Bazar	05/25/2022	Cancelled(8*)	0	0	23	-23	-100.00%	23	2	4		None		P,S,T,M,VP SC	9	90+ Days	
30995	DURGAPUR	06/23/1975	Active	152	13	11	2	1.33%	147	7	0			N	VP,SC	0		
	Exc Award (06/30/2019, 06/30/2020, 06/30/2025)																	
84398	DURGAPUR CENTRAL	11/09/2004	Active(1)	18	3	3	0	0.00%	24	1	2		2	R		7		
	Exc Award (06/30/2022)																	
150691	Durgapur City Centre	04/28/2022	Cancelled(8*)	0	0	12	-12	-100.00%	12	3	4		None		P,S,T,M,VP SC	6	90+ Days	
131609	Durgapur Dishari	07/03/2017	Active(1)	24	1	0	1	4.35%	24		4			N		3		
	Exc Award (06/30/2022)																	
135390	Durgapur Educators	07/05/2018	Cancelled(8*)	0	0	14	-14	-100.00%	14	5	4		None		P,S,T,M,VP SC	6	90+ Days	
151341	Durgapur Nivedita	06/17/2022	Cancelled(8*)	0	0	11	-11	-100.00%	11	3	4		None		P,S,T,M,VP SC	6	90+ Days	
104120	DURGAPUR STEEL CITY	12/11/2008	Active	57	18	2	16	39.02%	49	0	0		2	N		5		\$2,060.48
	Exc Award (06/30/2018, 06/30/2022)																	
44118	GALSI	06/26/1984	Active	51	0	1	-1	-1.92%	54	7	4			N	M	0		
	Exc Award (06/30/2019)																	
64916	GUSKARA TOWN	01/15/2002	Active	26	0	2	-2	-7.14%	28	12	0				M,VP,SC	0	90+ Days	\$1,520.69
	Exc Award (06/30/2018, 06/30/2019, 06/30/2025)																	
97486	HATGOBINDAPUR MILAN	06/30/2006	Active	20	2	2	0	0.00%	20	3	6			N	SC	6		



# Club Health Assessment for District 322C3 through April 2025

			Status	Membership							Reports					Finance		LCIF
Club Number	Club Name	Charter Date		Current Member Count	YTD Members Added	YTD Members Dropped	YTD Net Growth	YTD Net Growth%	Member Count 12 Months Ago	Avg. length of service for dropped members	Months Since Last MMR ***	Yrs. Since Last Officer Report	President Rotation	Vice President Reported ****	Months Since Last Activity Report ***	Account Balance	Donations for current Fiscal Year	
			Number of times on status quo within last two years	If below 15 members appears					If net loss is greater than 20% appears			If no report in 3 months appears in	When more than one year appears in	Number of repeat terms	Notes the officers that do not have an active	If no report at 12 months appears in red		
64504	ILLAMBAZAR	06/30/2001	Active	20	0	0	0	0.00%	20		10				S,T,M,VP	6	90+ Days	
57900	JAMALPUR	02/20/1996	Active	51	1	3	-2	-3.77%	55	28	2			R		0		
Exc Award (06/30/2019)																		
62649	JAMURIA BAZAR	01/03/2000	Active	24	0	0	0	0.00%	24		23		2		S,T,M,VP,SC	6		
42235	JHALDA	01/17/1983	Cancelled(8*)	0	0	20	-20	-100.00%	20	18	11		None		P,S,T,M,VP SC	7	90+ Days	
150172	Kajora Gram	03/17/2022	Cancelled(8*)	0	0	21	-21	-100.00%	21	3	3		None		P,S,T,M,VP SC	6	90+ Days	
42346	KALNA	02/28/1983	Active(1)	88	1	7	-6	-6.38%	90	7	0				S,T,M,VP,SC	2		
Exc Award (06/30/2019, 06/30/2021)																		
153956	Kalna Dynamic Ladies	04/19/2023	Cancelled(8*)	0	0	18	-18	-100.00%	18	2	1		None		P,S,T,M,VP SC	9	90+ Days	
142590	Kalna Nivedita	08/24/2020	Active	20	0	0	0	0.00%	20		11		2		S,T,M,VP,SC	9	90+ Days	
40708	KATWA	12/29/1981	Active	146	7	63	-56	-27.72%	204	5	0			N		8		
Exc Award (06/30/2021, 06/30/2024)																		
133656	Kotulpur Saradamoni	01/23/2018	Active	33	3	0	3	10.00%	30		0			N		0		\$1,030.24
Exc Award (06/30/2022)																		
54060	MANKAR	02/09/1993	Active(1)	22	0	0	0	0.00%	26		10	1	None		P,S,T,M,VP SC	9		
Exc Award (06/30/2019)																		
64261	MANTESWAR	05/14/2001	Active	21	2	0	2	10.53%	22		0			N	T,VP,SC	6		
Exc Award (06/30/2019)																		
111442	MEJIA	06/20/2011	Active	28	0	1	-1	-3.45%	29	12	8			R	T,M,VP,SC	5		
Exc Award (06/30/2019)																		
57690	MURARAI	12/28/1995	Active	26	1	0	1	4.00%	26		9			N	P,S,M,VP	1		\$20.00
Exc Award (06/30/2019)																		
53152	NEAMATPUR	05/19/1992	Active	43	6	2	4	10.26%	41	17	1		2	R	VP	0		\$1,018.26
Exc Award (06/30/2018, 06/30/2022)																		
99639	NUTANHAT	06/14/2007	Active	22	0	0	0	0.00%	21		0				T,M,VP,SC	9		
Exc Award (06/30/2022)																		
153933	Paikar	03/22/2023	Active	22	0	0	0	0.00%	21		10				S,T,M,VP,SC	9		
34247	PANAGARH BAZAR	06/27/1977	Active	172	15	0	15	9.55%	157		0			N		0		\$239.59




# Club Health Assessment for District 322C3 through April 2025

			Status	Membership						Reports					Finance		LCIF	
Club Number	Club Name	Charter Date		Current Member Count	YTD Members Added	YTD Members Dropped	YTD Net Growth	YTD Net Growth%	Member Count 12 Months Ago	Avg. length of service for dropped members	Months Since Last MMR ***	Yrs. Since Last Officer Report	President Rotation	Vice President Reported ****	Months Since Last Activity Report ***	Account Balance	Donations for current Fiscal Year	
			Number of times on status quo within last two years	If below 15 members appears					If net loss is greater than 20% appears			If no report in 3 months appears in	When more than one year appears in	Number of repeat terms	Notes the officers that do not have an active	If no report at 12 months appears in red		
Exc Award (06/30/2018, 06/30/2019, 06/30/2020)																		
104649	PANDAVESWAR CENTRAL	02/05/2009	Active	50	5	0	5	11.11%	45		2		2	R	M,SC	3		
Exc Award (06/30/2022, 06/30/2024)																		
107859	PARULDANGA	03/25/2010	Active	5	0	0	0	0.00%	5		13		12		M,VP,SC	6		
26107	PURULIA	06/14/1970	Cancelled(8*)	0	0	12	-12	-100.00%	12	9	4	1	None		P,S,T,M,VP SC	7	90+ Days	
58895	PURULIA MANBHUM	12/02/1996	Active	58	4	0	4	7.41%	54		0			N	M,VP,SC	7		
Exc Award (06/30/2022)																		
115284	RAMPURHAT LOTUS	10/11/2011	Active	9	0	2	-2	-18.18%	11	6	4				P,VP	7		
Exc Award (06/30/2019)																		
26109	RANIGANJ	11/19/1960	Active	213	14	6	8	3.90%	206	16	1			R	T	5		\$119.80
Exc Award (06/30/2016, 06/30/2020, 06/30/2021)																		
126351	Rupnarayanpur Shatabdi	12/28/2015	Active	31	2	2	0	0.00%	33	1	0			R		3		
Exc Award (06/30/2019, 06/30/2020, 06/30/2021)																		
66577	RUPNARAYNPUR	08/28/2002	Active	34	1	3	-2	-5.56%	39	11	3				T,VP,SC	1		\$2,011.14
Exc Award (06/30/2018, 06/30/2020, 06/30/2021)																		
40819	SEHARA BAZAR	01/11/1982	Active	27	0	1	-1	-3.57%	28	21	5			N		6		
142591	Singerkone	08/24/2020	Cancelled(8*)	0	0	30	-30	-100.00%	30	3	4	1	None		P,S,T,M,VP SC	6	90+ Days	
Exc Award (06/30/2022)																		
63362	SURI GREATER	06/26/2000	Active(1)	21	0	0	0	0.00%	23		3			N		6		
Exc Award (06/30/2020)																		
51803	SURI TOWN	06/18/1991	Active	23	0	0	0	0.00%	24		10			N		3		
Exc Award (06/30/2019)																		
57519	UKHRA	11/29/1995	Active	33	5	12	-7	-17.50%	40	5	1			R	M,SC	0		
Exc Award (06/30/2021, 06/30/2022, 06/30/2023)																		
147402	Ukhra Greater	07/04/2021	Active	43	11	8	3	7.50%	51	3	2				T,M,VP,SC	5		
Exc Award (06/30/2022)																		
120175	Uttarampur Jitpur	08/19/2013	Active	15	0	5	-5	-25.00%	20	5	4		3		P,S,M,VP,SC	3		
Exc Award (06/30/2019, 06/30/2020, 06/30/2021)																		



Club Health Assessment for District 322C3 through April 2025

			Status	Membership						Reports					Finance	LCIF	
Club Number	Club Name	Charter Date		Current Member Count	YTD Members Added	YTD Members Dropped	YTD Net Growth	YTD Net Growth%	Member Count 12 Months Ago	Avg. length of service for dropped members	Months Since Last MMR ***	Yrs. Since Last Officer Report	President Rotation	Vice President Reported ****	Months Since Last Activity Report ***	Account Balance	Donations for current Fiscal Year
			Number of times on status quo within last two years	If below 15 members appears			If net loss is greater than 20% appears				If no report in 3 months appears in	When more than one year appears in	Number of repeat terms	Notes the officers that do not have an active	If no report at 12 months appears in red		

Clubs Cancelled Previous Fiscal Year – Clubs Cancelled within last 12 months may be reinstated

Club Number	Club Name	Charter Date	Current Status*	Cancellation Date
150689	Barjora Greater	04/28/2022	Cancelled(8*)	09/29/2023
141188	Burdwan Educare	03/13/2020	Cancelled(8*)	08/29/2023

Current Total Clubs Count	YTD New Clubs Count	YTD Cancelled Clubs Count	YTD Net Club Gain	Current Total Members Count	YTD Add	YTD Drop	YTD Net Growth	YTD Net Growth %	Member Count 12 Months Ago	Average Member Count Per Club	% of Clubs with less than 20 members	% No MMR in 3 Months	% No Officer Report in 12 Months	% of Clubs with balance 90+ days	Number of Clubs in Status Quo	% Status Quo Clubs in Financial Suspension	Number of Cancelled Clubs	Average Cancelled Club Age	Members Lost Due to Cancellation	% of Clubs Cancelled for Non-Financial Reasons
88	4	18	-14	3,369	318	640	-322	-8.72%	3,726	38	19%	58%	1%	16%	0	0%	18	10	329	-6%

\* - P - Priority Club. Cancellation Reasons: 1-Objectives/conduct, 2-Non-active club, 5-Non-existing club, 6-Disbanding, 7-Merger, 8-Financial Suspension, 9-District/Multiple District Dues.

\*\* - Abbreviation: P-President, S-Secretary, T-Treasurer, M-Member Chairperson, VP-First Vice President, MC-Communications Chairperson, SC-Service Chairperson

\*\*\* - Abbreviation: N/R - Never reported using the Lions Clubs website, N/A - Not applicable, No password registered for the Lions Clubs website.

\*\*\*\* - Abbreviation: N - New, IP - Immediate Past, R - Repeat.



# Club Health Assessment for District 322C4 through April 2025

			Status	Membership							Reports					Finance		LCIF	
Club Number	Club Name	Charter Date		Current Member Count	YTD Members Added	YTD Members Dropped	YTD Net Growth	YTD Net Growth%	Member Count 12 Months Ago	Avg. length of service for dropped members	Months Since Last MMR ***	Yrs. Since Last Officer Report	President Rotation	Vice President Reported ****	Months Since Last Activity Report ***	Account Balance	Donations for current Fiscal Year		
			Number of times on status quo within last two years	If below 15 members appears					If net loss is greater than 20% appears			If no report in 3 months appears in	When more than one year appears in	Number of repeat terms	Notes the officers that do not have an active	If no report at 12 months appears in red			
Clubs less than two years old																			
157044	Bhubaneswar New Horizon	02/02/2024	Active	27	5	0	5	22.73%	22		9		2	R		0	90+ Days		
154928	Bhubaneswar Progressive	06/21/2023	Active	13	4	6	-2	-13.33%	15	1	3			R	SC	8			
174720	Bhubaneswar Temple City	09/30/2024	Active	20	20	0	20	100.00%	0		7				M,VP,SC	N/R			
155658	Brahmapur Techno	08/18/2023	Active(1)	16	1	8	-7	-30.43%	23	1	0			N		N/R			
155712	Muniguda	12/19/2023	Active(1)	20	0	0	0	0.00%	20		16		None		P,S,T,M,VP SC	N/R			
Clubs more than two years old																			
40568	ASKA	11/30/1981	Active	24	1	4	-3	-11.11%	27	8	1			N	M,VP	4	90+ Days		
Exc Award (06/30/2018)																			
26074	BERHAMPUR GJM	09/08/1968	Active(2)	7	7	8	-1	-12.50%	8	22	2		None		P,S,T,M,VP SC	22			
121009	Berhampur Gold	12/23/2013	Active	31	8	25	-17	-35.42%	43	4	0				S,T,M,VP	5			
53932	BERHAMPUR SILKS	12/28/1992	Active	24	4	3	1	4.35%	23	5	3			N		7			
110573	BHUBANESHWAR JAJATI	03/25/2011	Active	21	1	1	0	0.00%	19	0	1			N	M	9			
153132	Bhubaneshwar Netaji	02/17/2023	Active	29	7	2	5	20.83%	24	1	2			N		0			
105489	BHUBANESWAR PRIDE	06/10/2009	Active(1)	24	9	0	9	60.00%	15		3		2	N	M	14			
147958	Bhubaneswar Bankers	09/30/2021	Active	63	11	0	11	21.15%	52		3			N		0			
Exc Award (06/30/2023, 06/30/2024)																			
64495	BHUBANESWAR CITY	06/30/2001	Active	54	4	0	4	8.00%	58		5				P,M,VP,SC	0			
Exc Award (06/30/2020, 06/30/2022, 06/30/2024)																			
66913	BHUBANESWAR CROWN	12/11/2002	Cancelled(8*)	0	0	15	-15	-100.00%	15	8	1	2	None		P,S,T,M,VP SC	24+			
66315	BHUBANESWAR DAFFODILS	06/27/2002	Active	16	0	0	0	0.00%	16		11		2	R	VP,SC	20			
122919	Bhubaneswar Geetej	08/12/2014	Active	24	0	2	-2	-7.69%	28	7	7			N		8			
104459	BHUBANESWAR GEMINI	01/19/2009	Active	16	5	0	5	45.45%	11		2			N	T,M,SC	0			
109434	BHUBANESWAR GREEN	09/30/2010	Active(1)	14	0	0	0	0.00%	20		10		2	N	M,SC	20			
142169	Bhubaneswar Legends	07/14/2020	Active	40	3	5	-2	-4.76%	45	3	4			N		24+			
117698	BHUBANESWAR LILY	08/23/2012	Active	15	0	0	0	0.00%	15		11		3	N	VP	24+			



# Club Health Assessment for District 322C4 through April 2025

Club Number	Club Name	Charter Date	Status	Membership							Reports					Finance	LCIF
				Current Member Count	YTD Members Added	YTD Members Dropped	YTD Net Growth	YTD Net Growth%	Member Count 12 Months Ago	Avg. length of service for dropped members	Months Since Last MMR ***	Yrs. Since Last Officer Report	President Rotation	Vice President Reported ****	Months Since Last Activity Report ***	Account Balance	Donations for current Fiscal Year
			Number of times on status quo within last two years	If below 15 members appears				If net loss is greater than 20% appears			If no report in 3 months appears in	When more than one year appears in	Number of repeat terms	Notes the officers that do not have appears in an active	If no report at 12 months red		
61730	BHUBANESWAR LOTUS	03/28/1999	Active	62	12	3	9	16.98%	53	7	0			R T	0		\$1,814.92
	Exc Award (06/30/2022, 06/30/2024)																
127996	Bhubaneswar Magnum	06/16/2016	Active	21	3	2	1	5.00%	20	7	2			N S,M,SC	4	90+ Days	
	Exc Award (06/30/2018)																
150263	Bhubaneswar Medicos	04/01/2022	Active	22	0	0	0	0.00%	22		5		2	R T	5	90+ Days	
139422	Bhubaneswar Nayapalli	08/05/2019	Active	71	5	0	5	7.58%	74		3			N VP,SC	7		
	Exc Award (06/30/2022)																
29182	BHUBANESWAR ORISSA	04/10/1974	Active	120	33	3	30	33.33%	113	4	2			N VP	0		\$233.37
	Exc Award (06/30/2021, 06/30/2024)																
150802	Bhubaneswar Premium	05/13/2022	Active	30	0	16	-16	-34.78%	47	2	4			N SC	5		
100696	BHUBANESWAR PRIYADARSHINI	11/29/2007	Active	30	3	5	-2	-6.25%	32	3	1			N	8		
82638	BHUBANESWAR SG	06/16/2004	Active	28	1	16	-15	-34.88%	44	12	7		None	P,T,M,VP,SC	23		
125672	Bhubaneswar Smile	09/15/2015	Active	21	6	0	6	40.00%	19		1			N	4		
	Exc Award (06/30/2022)																
153638	Bhubaneswar Vignan	02/16/2023	Active	26	11	2	9	52.94%	21	4	0			R	0		
67488	BHUBANESWAR YOUTH	03/13/2003	Active	50	5	0	5	11.11%	54		2			N	2		\$275.53
117700	BRAHMAPUR	08/30/2012	Active	42	0	0	0	0.00%	56		9			N VP	14		\$2,129.12
117691	BRAHMAPUR GALAXY	08/22/2012	Active	12	0	4	-4	-25.00%	19	3	4			R M,SC	15		
53423	DAMANJODI	06/29/1992	Active(1)	16	16	23	-7	-30.43%	23	11	1		5	M,VP,SC	1		
93231	GUNUPUR BANSDHARA	01/03/2006	Active	38	2	2	0	0.00%	37	9	0		5	R M,SC	23		
42889	JEYPORE	06/29/1983	Active(2)	9	9	22	-13	-59.09%	22	16	1		2	M,VP,SC	15		
118211	JEYPORE CRYSTAL	11/02/2012	Active	28	0	0	0	0.00%	28		13		6	N T,M,VP,SC	16		
56402	KABISURYANAGAR	01/03/1995	Active	15	0	3	-3	-16.67%	25	2	3			T,M,VP	3		
53424	KORAPUT	06/29/1992	Active	22	0	3	-3	-12.00%	25	10	5		2	T,M,VP,SC	22		
109563	NANDAHANDI	11/03/2010	Active	26	1	2	-1	-3.70%	27	8	0		2	N VP	5		
45961	NOWRANGPUR	03/17/1986	Active(1)	22	0	12	-12	-35.29%	37	2	1		7	R P,T,SC	1		



## Club Health Assessment for District 322C4 through April 2025

			Status	Membership							Reports					Finance		LCIF
Club Number	Club Name	Charter Date		Current Member Count	YTD Members Added	YTD Members Dropped	YTD Net Growth	YTD Net Growth%	Member Count 12 Months Ago	Avg. length of service for dropped members	Months Since Last MMR ***	Yrs. Since Last Officer Report	President Rotation	Vice President Reported ****	Months Since Last Activity Report ***	Account Balance	Donations for current Fiscal Year	
			Number of times on status quo within last two years	If below 15 members appears				If net loss is greater than 20% appears			If no report in 3 months appears in	When more than one year appears in	Number of repeat terms	Notes the officers that do not have an active	If no report at 12 months appears in red			
Exc Award (06/30/2024)																		
147337	Nowrangpur Classic	07/29/2021	Cancelled(8*)	0	0	24	-24	-100.00%	23	3	1		None	P,S,T,M,VP SC	8	90+ Days		
151112	Paralakhemundi	06/20/2022	Cancelled(8*)	0	0	20	-20	-100.00%	20	3	4		None	P,S,T,M,VP SC	23	90+ Days		
31611	PURI	01/20/1976	Active	73	24	6	18	32.73%	55	9	0			N	P,T	3		
32568	RAYAGADA	06/29/1976	Active	113	17	7	10	9.71%	106	3	0			R	P,T,M	0		
Exc Award (06/30/2024)																		
104123	RAYAGADA NAGABALI	12/11/2008	Active	35	9	0	9	34.62%	26		1			M,VP,SC	0			
89306	SEMILIGUDA	09/23/2005	Active	45	1	0	1	2.27%	45		0			N	M	3		
45963	SURADA	03/19/1986	Active	17	0	0	0	0.00%	17		13		2	R	P,T,SC	3		

Clubs Cancelled Previous Fiscal Year – Clubs Cancelled within last 12 months may be reinstated

Club Number	Club Name	Charter Date	Current Status*	Cancellation Date
136224	Bhubaneswar White Tigers	09/07/2018	Cancelled(8*)	12/29/2023

Current Total Clubs Count	YTD New Clubs Count	YTD Cancelled Clubs Count	YTD Net Club Gain	Current Total Members Count	YTD Add	YTD Drop	YTD Net Growth	YTD Net Growth %	Member Count 12 Months Ago	Average Member Count Per Club	% of Clubs with less than 20 members	% No MMR in 3 Months	% No Officer Report in 12 Months	% of Clubs with balance 90+ days	Number of Clubs in Status Quo	% Status Quo Clubs in Financial Suspension	Number of Cancelled Clubs	Average Cancelled Club Age	Members Lost Due to Cancellation	% of Clubs Cancelled for Non-Financial Reasons
46	1	3	-2	1,492	248	254	-6	-0.40%	1,589	32	26%	50%	0%	7%	0	0%	3	11	59	-33%

\* - P - Priority Club. Cancellation Reasons: 1-Objectives/conduct, 2-Non-active club, 5-Non-existing club, 6-Disbanding, 7-Merger, 8-Financial Suspension, 9-District/Multiple District Dues.

\*\* - Abbreviation: P-President, S-Secretary, T-Treasurer, M-Member Chairperson, VP-First Vice President, MC-Communications Chairperson, SC-Service Chairperson

\*\*\* - Abbreviation: N/R - Never reported using the Lions Clubs website, N/A - Not applicable, No password registered for the Lions Clubs website.

\*\*\*\* - Abbreviation: N - New, IP - Immediate Past, R - Repeat.





# Club Health Assessment for District 322C5 through April 2025

Club Number	Club Name	Charter Date	Status	Membership							Reports					Finance	LCIF
				Current Member Count	YTD Members Added	YTD Members Dropped	YTD Net Growth	YTD Net Growth%	Member Count 12 Months Ago	Avg. length of service for dropped members	Months Since Last MMR ***	Yrs. Since Last Officer Report	President Rotation	Vice President Reported ****	Months Since Last Activity Report ***	Account Balance	Donations for current Fiscal Year
			Number of times on status quo within last two years	If below 15 members appears				If net loss is greater than 20% appears			If no report in 3 months appears	When more than one year appears in	Number of repeat terms	Notes the officers that do not have an active	If no report at 12 months appears in red		
<b>Clubs less than two years old</b>																	
177345	Angul Royal	08/09/2024	Active	16	24	8	16	100.00%	0	0	0			M,VP,SC	0		
172380	Balasore Vistaar	06/21/2024	Active	20	0	0	0	0.00%	0		10		None	P,S,T,M,VP SC	0	90+ Days	
180073	Bhograi	12/23/2024	Active	20	20	0	20	100.00%	0		4			M,VP,SC	0	90+ Days	
155367	Dharmasala	08/21/2023	Cancelled(8*)	0	0	20	-20	-100.00%	20	1	4	1	None	P,S,T,M,VP SC	2	90+ Days	
157474	Jajpur	02/20/2024	Active	23	4	1	3	15.00%	20	1	1		IP	M,SC	0		
181380	Talcher Black Diamond	03/21/2025	Newly Chartered	20	20	0	20	100.00%	0		1		N		0		
<b>Clubs more than two years old</b>																	
44117	ANGUL	06/25/1984	Active	54	9	0	9	20.00%	47		0		N	VP	0		\$2,605.57
Exc Award (06/30/2017, 06/30/2019, 06/30/20																	
135370	Angul Adarsh	07/17/2018	Active	15	0	0	0	0.00%	15		11		N	P,M,SC	0	90+ Days	
Exc Award (06/30/2019)																	
126097	Angul Harmony	11/18/2015	Active	18	0	0	0	0.00%	18		2			M,VP,SC	0		
Exc Award (06/30/2021)																	
117710	ANGUL PRIDE	08/24/2012	Active	51	10	1	9	21.43%	47	12	2		N		0	90+ Days	\$1,000.30
151915	Angul Youth	07/25/2022	Cancelled(8*)	0	0	8	-8	-100.00%	8	2	4	1	None	P,S,T,M,VP SC	2	90+ Days	
30428	BALASORE	03/19/1975	Active	74	1	1	0	0.00%	83	4	0		N		0		
Exc Award (06/30/2020, 06/30/2021, 06/30/20																	
131864	Balasore Dynamic	07/03/2017	Active(1)	20	0	0	0	0.00%	20		14	1	None	P,S,T,M,VP SC	0	90+ Days	
Exc Award (06/30/2021)																	
134733	Balasore Empower	05/18/2018	Active	18	0	0	0	0.00%	29		10		3	R	T,VP,SC	0	
Exc Award (06/30/2023)																	
149003	Balasore Parivar	11/19/2021	Cancelled(8*)	0	0	22	-22	-100.00%	22	3	4	1	None	P,S,T,M,VP SC	6	90+ Days	
60340	BALASORE SAND CITY	02/03/1998	Active(1)	58	0	4	-4	-6.45%	86	14	2		R	M,SC	0	90+ Days	
Exc Award (06/30/2023)																	
62022	BALASORE UMANG	06/03/1999	Active	74	9	5	4	5.71%	76	9	1		N		0		\$1,126.09
Exc Award (06/30/2018, 06/30/2019, 06/30/20																	



# Club Health Assessment for District 322C5 through April 2025

			Status	Membership							Reports					Finance		LCIF
Club Number	Club Name	Charter Date		Current Member Count	YTD Members Added	YTD Members Dropped	YTD Net Growth	YTD Net Growth%	Member Count 12 Months Ago	Avg. length of service for dropped members	Months Since Last MMR ***	Yrs. Since Last Officer Report	President Rotation	Vice President Reported ****	Months Since Last Activity Report ***	Account Balance	Donations for current Fiscal Year	
			Number of times on status quo within last two years	If below 15 members appears					If net loss is greater than 20% appears			If no report in 3 months appears in	When more than one year appears in	Number of repeat terms	Notes the officers that do not have an active red	If no report at 12 months appears in red		
124997	Balasore Youth	05/28/2015	Active	44	3	0	3	7.32%	45		8			N	SC	1	90+ Days	
Exc Award (06/30/2021, 06/30/2022)																		
123978	Baliapal	01/15/2015	Active	23	1	0	1	4.55%	26		8			N		1		
Exc Award (06/30/2021, 06/30/2023)																		
39318	BARIPADA	01/14/1981	Active	35	0	0	0	0.00%	35		16			N	T,M,SC	0		
104230	BASTA	01/15/2009	Active	20	0	0	0	0.00%	20		4				M,VP,SC	0		
39475	BHADRAK	02/27/1981	Active	88	6	0	6	7.32%	97		8			N	M	0		
Exc Award (06/30/2020, 06/30/2021, 06/30/2022)																		
115248	BHADRAKALI DIVINE	10/04/2011	Active	22	3	1	2	10.00%	25	3	4			N	P,T	0		\$299.49
Exc Award (06/30/2016, 06/30/2018, 06/30/2020)																		
29682	CUTTACK	07/24/1974	Active	90	3	2	1	1.12%	88	11	3			N	SC	0		
Exc Award (06/30/2019, 06/30/2024)																		
58425	CUTTACK BARABATI	06/19/1996	Active	28	5	0	5	21.74%	24		1			R	P	0		
Exc Award (06/30/2019, 06/30/2021)																		
67586	CUTTACK DIAMOND	03/25/2003	Active	31	6	0	6	24.00%	27		0			R		0		\$59.90
Exc Award (06/30/2020)																		
62449	CUTTACK GREATER	10/25/1999	Active	54	0	0	0	0.00%	76		7		2	N	M,SC	0		\$503.14
Exc Award (06/30/2018, 06/30/2019, 06/30/2020)																		
66696	CUTTACK MAHANADI	10/21/2002	Active	32	6	1	5	18.52%	27	11	0			N	M,VP	0	90+ Days	
144047	Cuttack Markat Nagar	12/18/2020	Active	45	0	0	0	0.00%	45		9			N	M,VP,SC	0		
Exc Award (06/30/2021)																		
99877	CUTTACK PEARL	06/29/2007	Active	29	0	3	-3	-9.38%	32	3	1			N	P	0		
Exc Award (06/30/2021)																		
128239	Cuttack Petals	07/18/2016	Active	20	3	1	2	11.11%	18	0	3		2	R	T	0		
128344	Cuttack Platinum	07/26/2016	Active	46	5	0	5	12.20%	45		3			N	M	0		\$299.50
Exc Award (06/30/2019, 06/30/2020, 06/30/2022)																		
144204	Cuttack Rising Stars	12/21/2020	Active	12	3	0	3	33.33%	12		8		None	R	P,T,M,SC	0		
Exc Award (06/30/2021)																		



## Club Health Assessment for District 322C5 through April 2025

			Status	Membership							Reports					Finance		LCIF
Club Number	Club Name	Charter Date		Current Member Count	YTD Members Added	YTD Members Dropped	YTD Net Growth	YTD Net Growth%	Member Count 12 Months Ago	Avg. length of service for dropped members	Months Since Last MMR ***	Yrs. Since Last Officer Report	President Rotation	Vice President Reported ****	Months Since Last Activity Report ***	Account Balance	Donations for current Fiscal Year	
			Number of times on status quo within last two years	If below 15 members appears				If net loss is greater than 20% appears			If no report in 3 months appears in	When more than one year appears in	Number of repeat terms	Notes the officers that do not have an active	If no report at 12 months appears in red			
55983	CUTTACK VELVET	07/05/1994	Active	27	0	0	0	0.00%	27		0		2	N	S,M,VP,SC	0	\$1,006.29	
	Exc Award (06/30/2021)																	
132347	Cuttack Velvet Centennial	10/10/2017	Active	34	5	1	4	13.33%	33	7	3			N	T,VP,SC	0		
	Exc Award (06/30/2021, 06/30/2023)																	
40058	DHENKANAL	06/11/1981	Active	23	2	0	2	9.52%	21		3		7	N	T,VP,SC	0		
	Exc Award (06/30/2021)																	
103660	JAJPUR ROAD	09/18/2008	Active	36	2	0	2	5.88%	34		3			R	M,SC	0	\$150.94	
	Exc Award (06/30/2018, 06/30/2021)																	
128275	Jajpur Road Steel City	07/18/2016	Active	43	10	0	10	30.30%	33		4		2	R	S,SC	0	\$2,737.34	
	Exc Award (06/30/2023, 06/30/2024)																	
62325	JALESWAR	08/23/1999	Active	41	10	2	8	24.24%	33	21	3			N	VP	0		
102639	KALINGA NAGAR	06/25/2008	Active	49	0	2	-2	-3.92%	51	6	9			N		0	\$119.80	
	Exc Award (06/30/2021, 06/30/2024)																	
121024	Kendrapada Nilachakra	12/26/2013	Active	13	0	0	0	0.00%	13		9		2	R	M,SC	0		
117003	MAYURBHANJ ROYALS	06/06/2012	P- Cancelled(8*)	0	0	22	-22	-100.00%	22	8	4	1	None		P,S,T,M,VP SC	6	90+ Days	
110574	MITRAPUR	03/28/2011	Active	30	2	0	2	7.14%	28		1		4	N	M,VP,SC	0	\$244.01	
	Exc Award (06/30/2021)																	
52458	TALCHER	01/29/1992	Active	19	0	0	0	0.00%	19		18	1	None		P,S,T,M,VP SC	0		
	Exc Award (06/30/2021)																	

Clubs Cancelled Previous Fiscal Year – Clubs Cancelled within last 12 months may be reinstated

Club Number	Club Name	Charter Date	Current Status*	Cancellation Date
128455	Cuttack Active	08/31/2016	Cancelled(8*)	01/29/2024
124483	Cuttack Pride	03/25/2015	Cancelled(8*)	09/29/2023
149592	Gopalpur Junia	01/17/2022	Cancelled(8*)	12/29/2023



## Club Health Assessment for District 322C5 through April 2025

Club Number	Club Name	Charter Date	Status		Membership										Reports					Finance		LCIF
					Current Member Count	YTD Members Added	YTD Members Dropped	YTD Net Growth	YTD Net Growth%	Member Count 12 Months Ago	Avg. length of service for dropped members	Months Since Last MMR ***	Yrs. Since Last Officer Report	President Rotation	Vice President Reported ****	Months Since Last Activity Report ***	Account Balance	Donations for current Fiscal Year				
			Number of times on status quo within last two years	If below 15 members appears				If net loss is greater than 20% appears			If no report in 3 months appears in	When more than one year appears in	Number of repeat terms	Notes the officers that do not have an active	If no report at 12 months appears in red							
Current Total Clubs Count	YTD New Clubs Count	YTD Cancelled Clubs Count	YTD Net Club Gain	Current Total Members Count	YTD Add	YTD Drop	YTD Net Growth	YTD Net Growth %	Member Count 12 Months Ago	Average Member Count Per Club	% of Clubs with less than 20 members	% No MMR in 3 Months	% No Officer Report in 12 Months	% of Clubs with balance 90+ days	Number of Clubs in Status Quo	% Status Quo Clubs in Financial Suspension	Number of Cancelled Clubs	Average Cancelled Club Age	Members Lost Due to Cancellation	% of Clubs Cancelled for Non-Financial Reasons		
40	3	4	-1	1,415	172	105	67	4.97%	1,447	35	18%	63%	5%	20%	0	0%	4	9	72	-75%		

\* - P - Priority Club. Cancellation Reasons: 1-Objectives/conduct, 2-Non-active club, 5-Non-existing club, 6-Disbanding, 7-Merger, 8-Financial Suspension, 9-District/Multiple District Dues.

\*\* - Abbreviation: P-President, S-Secretary, T-Treasurer, M-Member Chairperson, VP-First Vice President, MC-Communications Chairperson, SC-Service Chairperson

\*\*\* - Abbreviation: N/R - Never reported using the Lions Clubs website, N/A - Not applicable, No password registered for the Lions Clubs website.

\*\*\*\* - Abbreviation: N - New, IP - Immediate Past, R - Repeat.



# Club Health Assessment for District 322 D through April 2025

			Status	Membership							Reports					Finance		LCIF
Club Number	Club Name	Charter Date		Current Member Count	YTD Members Added	YTD Members Dropped	YTD Net Growth	YTD Net Growth%	Member Count 12 Months Ago	Avg. length of service for dropped members	Months Since Last MMR ***	Yrs. Since Last Officer Report	President Rotation	Vice President Reported ****	Months Since Last Activity Report ***	Account Balance	Donations for current Fiscal Year	
			Number of times on status quo within last two years	If below 15 members appears				If net loss is greater than 20% appears			If no report in 3 months appears in	When more than one year appears in	Number of repeat terms	Notes the officers that do not have an active	If no report at 12 months appears in red			
Clubs less than two years old																		
179951	Bishnupur Greater	12/16/2024	Active	25	25	0	25	100.00%	0		0			N	0			
156258	Bokajan	09/29/2023	Active	21	0	0	0	0.00%	21		19			N	7			
157043	Dibrugarh Excellence	12/30/2023	Active	21	5	6	-1	-4.55%	20	1	0		2	T,M,VP,SC	0	90+ Days		
Exc Award (06/30/2024)																		
171990	Dibrugarh Galaxy	06/29/2024	Active	21	1	0	1	5.00%	0		3			M,VP,SC	3			
156014	Dibrugarh Greater	09/29/2023	Active	15	0	4	-4	-21.05%	20	2	0		2	R	1			
Exc Award (06/30/2024)																		
180432	Dimapur Champions	02/12/2025	Newly Chartered	21	21	0	21	100.00%	0		1			M,VP,SC	N/R			
171730	Hojai Royal	06/27/2024	Active	20	0	0	0	0.00%	0		4			S,M,VP,SC	7	90+ Days		
178546	Imphal Golden Pride	09/17/2024	Active	21	23	2	21	100.00%	0	0	6			N SC	0		\$1,006.29	
173939	Imphal Valley NextGen	08/26/2024	Active(1)	25	28	3	25	100.00%	0	0	2			T,M,VP,SC	6			
176453	Kakching Sugnu	08/12/2024	Active	22	23	1	22	100.00%	0	0	4			M,VP,SC	N/R		\$1,006.29	
180150	Kaziranga Horizon	12/28/2024	Active	37	37	0	37	100.00%	0		1			M,VP,SC	3			
157968	Sadiya Greater	06/12/2024	Active	20	0	0	0	0.00%	0		10		None	P,S,T,M,VP SC	N/A	90+ Days		
172731	Singjamei	07/18/2024	Active(1)	25	29	4	25	100.00%	0	0	4			N M,SC	8			
Clubs more than two years old																		
140235	Banderdewa	12/02/2019	Active	22	0	0	0	0.00%	25		6		3	R M	7		\$5.00	
Exc Award (06/30/2020, 06/30/2021, 06/30/2022)																		
46449	BRAHMAPUTRA VALLEY DIBRUGARH	06/27/1986	Active(1)	63	0	0	0	0.00%	63		3			N M,SC	24+			
Exc Award (06/30/2020)																		
77431	CANCHIPUR	09/26/2003	Active	76	11	7	4	5.56%	75	5	0			N	3		\$649.30	
Exc Award (06/30/2019, 06/30/2020, 06/30/2021)																		
132953	Canchipur Centurion	10/24/2017	Active(1)	19	1	5	-4	-17.39%	23	4	2		2	R	17			
135419	Canchipur Greater	07/16/2018	Active	31	2	1	1	3.33%	30	1	4			N	5		\$646.90	
Exc Award (06/30/2024)																		



# Club Health Assessment for District 322 D through April 2025

Club Number	Club Name	Charter Date	Status	Membership							Reports					Finance	LCIF
				Current Member Count	YTD Members Added	YTD Members Dropped	YTD Net Growth	YTD Net Growth%	Member Count 12 Months Ago	Avg. length of service for dropped members	Months Since Last MMR ***	Yrs. Since Last Officer Report	President Rotation	Vice President Reported ****	Months Since Last Activity Report ***	Account Balance	Donations for current Fiscal Year
			Number of times on status quo within last two years	If below 15 members appears				If net loss is greater than 20% appears			If no report in 3 months appears in	When more than one year appears in	Number of repeat terms	Notes the officers that do not have an active	If no report at 12 months red		
148371	Canchipur Palace	09/23/2021	Active(1)	18	3	12	-9	-33.33%	27	3	0			M,VP,SC	24+		
152612	Canchipur Unified	10/03/2022	Active	23	0	0	0	0.00%	23		13			N	T,SC	16	
78521	DHEMAJI	03/18/2004	Active	33	0	6	-6	-15.38%	41	7	1		2	R	P,VP	4	
26093	DIBRUGARH	10/06/1964	Active	71	5	4	1	1.43%	77	10	2			N	T	1	\$2,120.10
	Exc Award (06/30/2022, 06/30/2024)																
26095	DIGBOI	09/19/1958	Active	74	6	8	-2	-2.63%	76	8	0		2	N		2	\$1,206.34
	Exc Award (06/30/2022, 06/30/2024)																
26094	DIMAPUR	02/15/1972	Active	61	4	2	2	3.39%	59	2	0			N		0	
	Exc Award (06/30/2021, 06/30/2024)																
57762	DIMAPUR BLUE VENDA	01/17/1996	Active	49	8	5	3	6.52%	46	10	0			N	M,SC	2	\$119.80
	Exc Award (06/30/2021, 06/30/2022)																
140079	Dimapur Japfu	10/23/2019	Active	27	3	1	2	8.00%	26	0	0			N		5	
	Exc Award (06/30/2021, 06/30/2023)																
55834	DIPHU GREATER	06/13/1994	Active	26	0	6	-6	-18.75%	33	13	0			N		5	90+ Days
	Exc Award (06/30/2021)																
59388	DOOMDOOMA TEA CITY	04/22/1997	Active	20	0	0	0	0.00%	20		13		2		M,VP,SC	15	90+ Days
	Exc Award (06/30/2022, 06/30/2024)																
26096	DULIAJAN	03/14/1964	Active	138	22	13	9	6.98%	129	16	0			N	SC	7	
	Exc Award (06/30/2024)																
26098	GOLAGHAT	01/12/1972	Active	66	1	1	0	0.00%	66	8	4				VP	1	
	Exc Award (06/30/2024)																
26101	IMPHAL	03/14/1968	Active	91	5	5	0	0.00%	88	17	3			N		0	\$2,476.20
	Exc Award (06/30/2018, 06/30/2020, 06/30/2024)																
135052	Imphal North	06/13/2018	Active	32	4	0	4	14.29%	28		9		2	N	M,VP	9	\$658.88
	Exc Award (06/30/2024)																
125275	Imphal Central	06/24/2015	Active	32	11	13	-2	-5.88%	37	3	0			N	SC	1	\$2,012.58
	Exc Award (06/30/2019, 06/30/2021, 06/30/2024)																
126521	Imphal Chanura	03/04/2016	Active	23	3	3	0	0.00%	23	7	4			N	VP	1	\$1,006.29
	Exc Award (06/30/2017, 06/30/2019, 06/30/2024)																



# Club Health Assessment for District 322 D through April 2025

			Status	Membership							Reports					Finance		LCIF
Club Number	Club Name	Charter Date		Current Member Count	YTD Members Added	YTD Members Dropped	YTD Net Growth	YTD Net Growth%	Member Count 12 Months Ago	Avg. length of service for dropped members	Months Since Last MMR ***	Yrs. Since Last Officer Report	President Rotation	Vice President Reported ****	Months Since Last Activity Report ***	Account Balance	Donations for current Fiscal Year	
			Number of times on status quo within last two years	If below 15 members appears				If net loss is greater than 20% appears			If no report in 3 months appears in	When more than one year appears in	Number of repeat terms	Notes the officers that do not have an active	If no report at 12 months appears in red			
105314	IMPHAL CITY	04/21/2009	Active	103	15	2	13	14.44%	94	14	0			N	T,SC	3	90+ Days	\$6,049.71
	Exc Award (06/30/2017, 06/30/2019, 06/30/2020)																	
135420	Imphal City United	07/16/2018	Active	26	1	4	-3	-10.34%	29	5	0				S,VP	15		
	Exc Award (06/30/2019, 06/30/2021)																	
67325	IMPHAL EAST	02/28/2003	Active	51	3	3	0	0.00%	51	14	4			N		0		\$119.80
	Exc Award (06/30/2017, 06/30/2018, 06/30/2020)																	
143594	Imphal Excellence	11/13/2020	Active	39	7	2	5	14.71%	34	3	6			N	M	1		\$3,030.85
	Exc Award (06/30/2022)																	
125254	Imphal Galaxy	06/22/2015	Active	18	1	0	1	5.88%	17		0		6	N	M,VP	2		
	Exc Award (06/30/2018, 06/30/2020)																	
135421	Imphal Global	07/16/2018	Active	31	6	3	3	10.71%	29	3	0			N	P,VP	3		
62870	IMPHAL GREATER	03/03/2000	Active	86	4	3	1	1.18%	84	8	3			N		1		\$593.27
	Exc Award (06/30/2016, 06/30/2017, 06/30/2020)																	
99864	IMPHAL LEIMAROL	06/29/2007	Active	70	14	0	14	25.00%	61		0			N	T	0		\$4,168.92
	Exc Award (06/30/2016, 06/30/2017, 06/30/2020)																	
137124	Imphal Ningol Collective	06/14/2019	Active	20	4	13	-9	-31.03%	29	5	4			N		5		
134990	Imphal Northern Hemisphere	06/12/2018	Active(1)	26	0	0	0	0.00%	26		11		2	R		24+		
	Exc Award (06/30/2021)																	
138456	Imphal Paradise	06/11/2019	Active	23	1	0	1	4.55%	32		8				M,VP,SC	N/R		
139585	Imphal South Eastern	08/26/2019	Active	22	1	11	-10	-31.25%	32	5	4			R	M,SC	18		\$1,000.30
	Exc Award (06/30/2022, 06/30/2023, 06/30/2020)																	
125274	Imphal Valley	06/23/2015	Active	48	14	0	14	41.18%	35		0		2	R		0		
	Exc Award (06/30/2020, 06/30/2023, 06/30/2020)																	
153272	Itanagar Capital Region	12/26/2022	Active(1)	9	0	13	-13	-59.09%	22	2	4		3	R	M,SC	N/R		
26102	JORHAT	12/26/1965	Active	111	2	2	0	0.00%	111	16	0		2	N	VP,SC	1		\$1,060.31
	Exc Award (06/30/2020, 06/30/2022)																	
129471	Jorhat City	11/28/2016	Cancelled(6*)	0	0	24	-24	-100.00%	40	5	8	1	None		P,S,T,M,VP SC	15	90+ Days	
67431	JORHAT DISSOI VALLEY	03/05/2003	Active(1)	26	0	0	0	0.00%	29		10			N	P,T,M,SC	15		





# Club Health Assessment for District 322 D through April 2025

			Status	Membership							Reports					Finance		LCIF
Club Number	Club Name	Charter Date		Current Member Count	YTD Members Added	YTD Members Dropped	YTD Net Growth	YTD Net Growth%	Member Count 12 Months Ago	Avg. length of service for dropped members	Months Since Last MMR ***	Yrs. Since Last Officer Report	President Rotation	Vice President Reported ****	Months Since Last Activity Report ***	Account Balance	Donations for current Fiscal Year	
			Number of times on status quo within last two years	If below 15 members appears				If net loss is greater than 20% appears			If no report in 3 months appears in	When more than one year appears in	Number of repeat terms	Notes the officers that do not have an active	If no report at 12 months appears in red			
57084	JORHAT GREATER	06/19/1995	Active	75	6	2	4	5.63%	70	9	4			N	S	9		\$119.80
	Exc Award (06/30/2022, 06/30/2024)																	
115761	KAKCHING GREATER	12/22/2011	Active	26	1	0	1	4.00%	27		4			R	T	3		
36270	KOHIMA	11/20/1978	Active	19	0	1	-1	-5.00%	20	1	0		4	R	M,SC	8		
55681	LAKHIMPUR	05/09/1994	Active(1)	51	1	3	-2	-3.77%	53	13	4				S,M,VP,SC	5		\$2.00
	Exc Award (06/30/2017, 06/30/2020, 06/30/2024)																	
78744	LAKHIMPUR PRERANA	04/09/2004	Active	20	2	5	-3	-13.04%	23	4	0			R		4		
26104	LEDO VALLEY	08/27/1964	Active	20	1	0	1	5.26%	21		8			IP	P,SC	21	90+ Days	\$1,000.30
60150	MOIRANG	12/02/1997	Active	54	2	0	2	3.85%	52		9			R	VP,SC	0		\$1,006.29
	Exc Award (06/30/2016, 06/30/2018, 06/30/2024)																	
40061	MORAN	06/23/1981	Active	46	2	1	1	2.22%	47	1	4			N	VP	0		
	Exc Award (06/30/2020, 06/30/2021, 06/30/2024)																	
117290	NAGAON CITY	06/21/2012	Active	70	4	0	4	6.06%	59		2			N	M,VP,SC	4		
	Exc Award (06/30/2018, 06/30/2023)																	
48836	NAGAON GREATER	07/11/1988	Active	63	4	1	3	5.00%	61	33	0			N	SC	1		\$898.48
	Exc Award (06/30/2018, 06/30/2020, 06/30/2024)																	
127551	Nambol	05/17/2016	Active	16	0	0	0	0.00%	17		10			N	P,VP	24+		
	Exc Award (06/30/2020)																	
109474	NINGTHOUKHONG	10/08/2010	Active	33	4	0	4	13.79%	29		1			N	VP	3		\$1,012.28
	Exc Award (06/30/2020)																	
26106	NOWGONG	11/30/1970	Active	83	9	3	6	7.79%	80	23	3			N	M	13		
	Exc Award (06/30/2018, 06/30/2021)																	
132893	Oinam	10/23/2017	Active	23	10	7	3	15.00%	20	5	2		3		S,T,M,VP,SC	N/R	90+ Days	
77884	SARUPATHAR	12/02/2003	Active	17	0	4	-4	-19.05%	21	17	8		7	R	M	24+		
26115	SIBSAGAR	06/09/1969	Active	26	0	0	0	0.00%	26		10		3		T,M,VP,SC	14		
	Exc Award (06/30/2020)																	
136583	Silapathar Greater	12/10/2018	Active(1)	19	0	0	0	0.00%	19		22		2	R	S,T,M,SC	3	90+ Days	
	Exc Award (06/30/2020, 06/30/2021)																	



## Club Health Assessment for District 322 D through April 2025

Club Number	Club Name	Charter Date	Status	Membership							Reports					Finance	LCIF
				Current Member Count	YTD Members Added	YTD Members Dropped	YTD Net Growth	YTD Net Growth%	Member Count 12 Months Ago	Avg. length of service for dropped members	Months Since Last MMR ***	Yrs. Since Last Officer Report	President Rotation	Vice President Reported ****	Months Since Last Activity Report ***	Account Balance	Donations for current Fiscal Year
			Number of times on status quo within last two years	If below 15 members appears				If net loss is greater than 20% appears			If no report in 3 months appears	When more than one year appears in	Number of repeat terms	Notes the officers that do not have an active	If no report at 12 months red		
50144	SONARI	01/29/1990	Active	31	0	0	0	0.00%	31		10		2	R	T,M,VP,SC	2	
78707	TEZPUR GREATER	04/01/2004	Active(1)	19	6	0	6	46.15%	16		4			N		4	90+ Days
60948	THOUBAL	06/26/1998	Active	35	5	1	4	12.90%	31	10	8		2	N	T,SC	6	\$1,006.29
Exc Award (06/30/2020)																	
131075	Thoubal Greater Centurion	05/25/2017	Active	22	3	3	0	0.00%	26	2	4			N	S,SC	24+	\$2,011.49
Exc Award (06/30/2019)																	
26117	TINSUKIA	08/12/1964	Active	70	5	6	-1	-1.41%	71	2	0			N		7	\$876.68
Exc Award (06/30/2020, 06/30/2023, 06/30/2024)																	
132834	Tinsukia City of Joy	10/17/2017	Active(1)	17	2	3	-1	-5.56%	18	4	0		4	R	M	1	90+ Days
124458	Tinsukia Smart City	03/24/2015	Cancelled(6*)	0	0	0	0	0.00%	17		5	1	None		P,S,T,M,VP,SC	21	
Exc Award (06/30/2020)																	
135949	Wangjing	09/18/2018	Active(1)	24	0	4	-4	-14.29%	28	6	3			N	M,SC	24+	
148937	Zunheboto Akuluto	11/15/2021	Active	18	3	0	3	20.00%	23		8			R	P,T,M,VP,SC	4	

Clubs Cancelled Previous Fiscal Year – Clubs Cancelled within last 12 months may be reinstated

Club Number	Club Name	Charter Date	Current Status*	Cancellation Date
141327	Imphal Itaroi Greater	05/18/2020	Cancelled(8*)	12/29/2023
137134	Jorhat City Queens	02/22/2019	Cancelled(8*)	12/29/2023

Current Total Count	YTD New Clubs	YTD Cancelled Clubs	YTD Net Club Gain	Current Total Members	YTD Add	YTD Drop	YTD Net Growth	YTD Net Growth %	Member Count 12 Months Ago	Average Member Count Per Club	% of Clubs with less than 20 members	% No MMR in 3 Months	% No Officer Report in 12 Months	% of Clubs with balance 90+ days	Number of Clubs in Status Quo	% Status Quo Clubs in Financial Suspension	Number of Cancelled Clubs	Average Cancelled Club Age	Members Lost Due to Cancellation	% of Clubs Cancelled for Non-Financial Reasons
75	7	2	5	2,895	424	236	188	6.94%	2,737	39	16%	56%	0%	15%	0	0%	2	13	24	0%

\* - P - Priority Club. Cancellation Reasons: 1-Objectives/conduct, 2-Non-active club, 5-Non-existing club, 6-Disbanding, 7-Merger, 8-Financial Suspension, 9-District/Multiple District Dues.

\*\* - Abbreviation: P-President, S-Secretary, T-Treasurer, M-Member Chairperson, VP-First Vice President, MC-Communications Chairperson, SC-Service Chairperson

\*\*\* - Abbreviation: N/R - Never reported using the Lions Clubs website, N/A - Not applicable, No password registered for the Lions Clubs website.

\*\*\*\* - Abbreviation: N - New, IP - Immediate Past, R - Repeat.



# Club Health Assessment for District 322 E through April 2025

			Status	Membership							Reports					Finance		LCIF
Club Number	Club Name	Charter Date		Current Member Count	YTD Members Added	YTD Members Dropped	YTD Net Growth	YTD Net Growth%	Member Count 12 Months Ago	Avg. length of service for dropped members	Months Since Last MMR ***	Yrs. Since Last Officer Report	President Rotation	Vice President Reported ****	Months Since Last Activity Report ***	Account Balance	Donations for current Fiscal Year	
			Number of times on status quo within last two years	If below 15 members appears				If net loss is greater than 20% appears			If no report in 3 months appears in	When more than one year appears in	Number of repeat terms	Notes the officers that do not have an active	If no report at 12 months appears in red			
Clubs less than two years old																		
172214	Bhagalpur Star	06/18/2024	Active	4	0	16	-16	-80.00%	0	1	3			M,VP,SC	3	90+ Days		
155186	Chhapra	07/25/2023	Active	12	0	3	-3	-20.00%	16	1	4		N	T,M,SC	0			
180604	Khagaria	01/28/2025	Active	28	28	0	28	100.00%	0		2		R	SC	N/R			
155872	Madhepura Femina	09/13/2023	Active	15	3	2	1	7.14%	17	1	4		2	N	SC		8	
155873	Madhepura Royal	09/04/2023	Active(1)	20	0	0	0	0.00%	20		20	1	None	P,S,T,M,VP SC	N/A			
180579	Patna Care	02/07/2025	Newly Chartered	10	21	11	10	100.00%	0	3	1		N	T,M,VP	N/R			
155119	Patna Synergy	07/10/2023	Active	18	0	8	-8	-30.77%	24	1	7		N		1			
156165	Singheshwar	09/27/2023	Active(1)	20	0	0	0	0.00%	20		19	1	None	P,S,T,M,VP SC	18			
155618	Siwan Vaidehi	08/25/2023	Active(1)	20	0	0	0	0.00%	20		11	1	None	P,S,T,M,VP SC	13			
156006	Udakishunganj	09/12/2023	Active(1)	20	0	0	0	0.00%	20		19	1	None	P,S,T,M,VP SC	12			
Clubs more than two years old																		
151457	Amnour	06/23/2022	Active(2)	6	0	0	0	0.00%	6		17	1	None	P,S,T,M,VP SC	16	90+ Days		
150427	Ara Aadhunik	04/13/2022	Active(1)	17	0	9	-9	-34.62%	26	3	0		R	T,VP,SC	14			
84635	ARA APOORV	01/03/2005	Active(2)	20	5	6	-1	-4.76%	21	13	1			S,T,M,VP,SC	8			
126444	Ara Apsam	02/11/2016	Active	15	0	0	0	0.00%	25		10		R	T	19			
83072	ARA ARANAYA	06/30/2004	Active(1)	11	0	0	0	0.00%	11		47	3	None	P,S,T,M,VP SC	24+			
153994	Ara Bhoj	03/24/2023	Cancelled(8*)	0	0	5	-5	-100.00%	20	2	4		None	P,S,T,M,VP SC	N/A			
152357	Ara Bhojpur Couple	10/25/2022	Active(1)	6	0	0	0	0.00%	25		10		N	VP,SC	N/A			
131717	Ara Centennial	07/03/2017	Active	15	0	0	0	0.00%	35		8			IP	19			
152193	Ara Couple	09/22/2022	Active	15	0	0	0	0.00%	25		10		3	R	T,M,SC		N/A	
135542	Ara Devprada	07/06/2018	Active(2)	6	0	0	0	0.00%	25		10			N	M,VP,SC		19	
152204	Ara Diamond Couple	09/22/2022	Active(1)	6	0	0	0	0.00%	25		10			N	T,VP,SC	N/A		
152208	Ara Divine	09/30/2022	Active(2)	5	0	0	0	0.00%	15		10		3	N	M,SC	19		



# Club Health Assessment for District 322 E through April 2025

			Status	Membership							Reports					Finance		LCIF
Club Number	Club Name	Charter Date		Current Member Count	YTD Members Added	YTD Members Dropped	YTD Net Growth	YTD Net Growth%	Member Count 12 Months Ago	Avg. length of service for dropped members	Months Since Last MMR ***	Yrs. Since Last Officer Report	President Rotation	Vice President Reported ****	Months Since Last Activity Report ***	Account Balance	Donations for current Fiscal Year	
			Number of times on status quo within last two years	If below 15 members appears				If net loss is greater than 20% appears			If no report in 3 months appears in	When more than one year appears in	Number of repeat terms		Notes the officers that do not have an active	If no report at 12 months red		
49957	ARA GREATER	11/03/1989	Active(1)	18	0	3	-3	-14.29%	21	12	6		4		M,VP,SC	21		
131720	Ara Mandayal	07/03/2017	Active(1)	5	0	0	0	0.00%	25		10				T,VP,SC	19		
106380	ARA MAURYA COUPLE	08/25/2009	Active	16	0	0	0	0.00%	16		0		None		P,S,T,M,VP SC	19		
63636	ARA MILLENNIUM	10/19/2000	Active(1)	55	0	0	0	0.00%	128		10			R		15		
135543	Ara Seemanchal	07/06/2018	Active	15	0	0	0	0.00%	25		10		3	R	S,T,M,SC	19		
152210	Ara Super Achiever	09/22/2022	Active(2)	5	0	0	0	0.00%	15		10		3	N	SC	19		
154041	Ara Trikuta	03/30/2023	Cancelled(8*)	0	0	5	-5	-100.00%	20	2	4		None		P,S,T,M,VP SC	19	90+ Days	
153995	Ara Vikramaditya	03/24/2023	Cancelled(8*)	0	0	5	-5	-100.00%	20	2	4		None		P,S,T,M,VP SC	N/A	90+ Days	
123252	Araria	10/01/2014	Active	26	0	0	0	0.00%	26		12	1	None		P,S,T,M,VP SC	12		
64145	BARAHAT	04/03/2001	Active	20	0	0	0	0.00%	20		20	1	None		P,S,T,M,VP SC	21		
26024	BEGUSARAI	06/15/1963	Active	69	12	3	9	15.00%	60	1	0			N	M	0		\$1,006.29
Exc Award (06/30/2017)																		
63870	BEGUSARAI UNIVERSITY CLUB	12/18/2000	Active(1)	13	0	0	0	0.00%	13		34	2	None		P,S,T,M,VP SC	16		
26025	BETTIAH	08/18/1963	Active	124	4	0	4	3.33%	125		1				M,VP,SC	6		
Exc Award (06/30/2022)																		
26026	BHAGALPUR	10/04/1961	Active	115	0	5	-5	-4.17%	121	18	0				T,VP	4		
Exc Award (06/30/2018)																		
132888	Bhagalpur Femina	10/23/2017	Active(1)	45	3	3	0	0.00%	45	0	1				M,VP,SC	2		
131722	Bhagalpur Gold	07/03/2017	Active	28	1	1	0	0.00%	35	0	4			R	S,T,SC	0		\$200.06
134418	Bhagalpur Prime	04/23/2018	Active(1)	35	0	15	-15	-30.00%	55	6	4				T,VP,SC	7		
95899	BHAGALPUR ROYAL	02/23/2006	Active	49	2	0	2	4.26%	49		3			R	M	1		
Exc Award (06/30/2022)																		
66945	BHAGALPUR SILK CITY	12/18/2002	Active	64	4	0	4	6.67%	61		0			N		9		
124399	Biharsharif	03/11/2015	Active	45	8	12	-4	-8.16%	49	5	3			N	SC	0		
Exc Award (06/30/2018)																		
62387	BOUNSI	09/24/1999	Active	36	0	0	0	0.00%	38		10				S,T,M,VP,SC	21		



# Club Health Assessment for District 322 E through April 2025

			Status	Membership							Reports					Finance		LCIF
Club Number	Club Name	Charter Date		Current Member Count	YTD Members Added	YTD Members Dropped	YTD Net Growth	YTD Net Growth%	Member Count 12 Months Ago	Avg. length of service for dropped members	Months Since Last MMR ***	Yrs. Since Last Officer Report	President Rotation	Vice President Reported ****	Months Since Last Activity Report ***	Account Balance	Donations for current Fiscal Year	
			Number of times on status quo within last two years	If below 15 members appears				If net loss is greater than 20% appears			If no report in 3 months appears in	When more than one year appears in	Number of repeat terms	Notes the officers that do not have an active	If no report at 12 months red			
135523	Buxar	07/06/2018	Active(1)	5	0	0	0	0.00%	17		10		5	N	M,VP,SC	20	\$10.00	
53093	BUXAR GANGES	05/14/1992	Active	15	0	0	0	0.00%	20		11			N	T,VP	18		
147355	Chakia	07/04/2021	Active(1)	16	0	4	-4	-20.00%	20	4	2			N	M	16		
149770	Chanpatia	02/03/2022	Active	7	0	0	0	0.00%	25		10			N	SC	N/A		
Exc Award (06/30/2022)																		
135524	Chhapra City	07/06/2018	Active(2)	10	0	0	0	0.00%	10		17	2	None		P,S,T,M,VP SC	21		90+ Days
147486	Chhapra Femina	07/06/2021	Active	8	0	1	-1	-11.11%	11	3	5			N	T,M,VP	20		
149821	Chhapra Greater	02/23/2022	Active	28	2	0	2	7.69%	28		0		2	N	VP,SC	7		
151381	Chhapra Ragho Jee	06/22/2022	Active	3	0	2	-2	-40.00%	5	3	0		4		T,M,VP,SC	19		
137400	Chhapra Sahara	03/12/2019	Active(2)	5	0	0	0	0.00%	5		17			N	S,M,SC	20		
63104	CHHAPRA SARAN	04/26/2000	Active	74	0	2	-2	-2.63%	95	4	4			N		1		
136626	Chhapra Smart City	10/30/2018	Cancelled(8*)	0	0	6	-6	-100.00%	6	6	4	1	None		P,S,T,M,VP SC	19		90+ Days
135525	Chhapra Town	07/06/2018	Active(1)	16	0	0	0	0.00%	15		9			N	S,M,SC	7		
133304	Darbhanga Town	12/07/2017	Active	72	5	12	-7	-8.86%	80	6	1		2	R	SC	20		
152358	Dumraon Town	03/14/2023	Active(1)	5	0	0	0	0.00%	20		10		3	N	S,T,M,SC	19		
37875	EAST CHAMPARAN	12/31/1979	Active	60	5	0	5	9.09%	55		1			N	T,M,SC	2		
149559	Ekma	01/07/2022	Active(1)	11	0	0	0	0.00%	15		10		2		M,VP,SC	19		
83101	FORBESGANJ	06/30/2004	Active	42	4	2	2	5.00%	40	7	0				M,VP,SC	1		
136061	Forbesganj Femina	08/14/2018	Active	32	0	0	0	0.00%	36		0		None		P,T,M,VP,SC	14		
125214	Godda	06/22/2015	Active(1)	69	4	0	4	6.15%	93		7			N	VP,SC	3		
Exc Award (06/30/2018)																		
64026	GOPALGANJ	02/26/2001	Active	55	2	1	1	1.85%	54	24	0			N		3		
Exc Award (06/30/2020)																		
126445	Jagdishpur Apsam	02/11/2016	Active	15	0	0	0	0.00%	25		10			N	T	19		
152391	Jagdishpur Veer Bhumi	10/19/2022	Active(2)	5	0	0	0	0.00%	15		10		3	N	S,T,M,VP,SC	N/A		
123053	Jamalpur Adarsh	09/02/2014	Active	31	0	2	-2	-6.06%	33	6	4			N		1		



# Club Health Assessment for District 322 E through April 2025

			Status	Membership							Reports					Finance		LCIF
Club Number	Club Name	Charter Date		Current Member Count	YTD Members Added	YTD Members Dropped	YTD Net Growth	YTD Net Growth%	Member Count 12 Months Ago	Avg. length of service for dropped members	Months Since Last MMR ***	Yrs. Since Last Officer Report	President Rotation	Vice President Reported ****	Months Since Last Activity Report ***	Account Balance	Donations for current Fiscal Year	
			Number of times on status quo within last two years	If below 15 members appears				If net loss is greater than 20% appears			If no report in 3 months appears in	When more than one year appears in	Number of repeat terms	Notes the officers that do not have an active	If no report at 12 months appears in red			
148507	Jamalpur Lauhnagari	10/01/2021	Active	24	1	4	-3	-11.11%	41	3	2			N	3			
124431	Jamui	03/17/2015	Active(1)	42	8	0	8	23.53%	32		2		2	R	VP,SC	5	\$50.01	
26046	KATIHAR	07/09/1965	Active	75	0	0	0	0.00%	77		0			R	VP	0		
128683	Katihar Centennial	08/24/2016	Active(1)	20	4	0	4	25.00%	16		0				M,VP,SC	19		
129974	Katihar Femina	02/21/2017	Active(1)	21	6	0	6	40.00%	15		8		8	N	S,T,M,VP,SC	1		
130300	Khairah Saran	03/16/2017	Active(2)	10	0	0	0	0.00%	10		17	1	None		P,S,T,M,VP SC	15		
47235	LAKHISARAI	04/20/1987	Active	43	2	1	1	2.38%	44	13	1		2	N	S,VP,SC	21		
131334	Madhepura	06/19/2017	Active	85	1	0	1	1.19%	80		0			N		0		
Exc Award (06/30/2020, 06/30/2024)																		
139137	Maharajganj Raghushanti	07/31/2019	Active(2)	35	3	0	3	9.38%	41		0			N	S,VP	7		
152359	Maner	03/14/2023	Active(1)	5	0	0	0	0.00%	20		10		3	R	T,M,VP,SC	19		
108171	MIRGANJ	04/21/2010	Active	25	0	0	0	0.00%	25		11			N	P,T,VP,SC	4		
140293	Motihari	12/23/2019	Active	30	5	1	4	15.38%	26	5	4			R	VP,SC	N/A		
Exc Award (06/30/2022)																		
131832	Motihari Couple	07/03/2017	Active	90	10	0	10	12.50%	80		7			N	VP,SC	8		
Exc Award (06/30/2018)																		
60793	MOTIPUR	05/18/1998	Active(2)	26	1	11	-10	-27.78%	36	8	1			N	VP,SC	20		
64166	MUNGER CITY	04/18/2001	Active	68	2	3	-1	-1.45%	66	6	0			R	SC	3		
118143	MUNGER VAMA	10/25/2012	Active	36	1	0	1	2.86%	30		3			N	P,T,VP,SC	0		
141051	Murliganj	02/25/2020	Active(1)	19	0	0	0	0.00%	21		10		2		M,VP,SC	0		
26051	MUZAFFARPUR	03/14/1961	Active	104	0	2	-2	-1.89%	113	27	4			N	SC	4	\$179.69	
129170	Muzaffarpur Centennial	10/21/2016	Active	43	5	0	5	13.16%	40		1		2	N	SC	3		
Exc Award (06/30/2020)																		
56552	MUZAFFARPUR CENTRAL	02/20/1995	Active	35	1	19	-18	-33.96%	54	9	1				M,VP,SC	7		
152216	Muzaffarpur Progressive	09/22/2022	Active	16	0	0	0	0.00%	16		18	1	None		P,S,T,M,VP SC	21		
152214	Muzaffarpur Smartians	03/14/2023	Active	19	0	0	0	0.00%	19		18		3	N	M	21		



# Club Health Assessment for District 322 E through April 2025

			Status	Membership							Reports					Finance		LCIF
Club Number	Club Name	Charter Date		Current Member Count	YTD Members Added	YTD Members Dropped	YTD Net Growth	YTD Net Growth%	Member Count 12 Months Ago	Avg. length of service for dropped members	Months Since Last MMR ***	Yrs. Since Last Officer Report	President Rotation	Vice President Reported ****	Months Since Last Activity Report ***	Account Balance	Donations for current Fiscal Year	
			Number of times on status quo within last two years	If below 15 members appears				If net loss is greater than 20% appears			If no report in 3 months appears in	When more than one year appears in	Number of repeat terms	Notes the officers that do not have an active	If no report at 12 months appears in red			
147861	Nalanda	08/06/2021	Active(2)	40	8	0	8	25.00%	34		1			N	3			
152362	Nathnagar	03/14/2023	Active(1)	4	1	0	1	33.33%	3		3		2	M,VP,SC	7			
88647	NAUGACHIA TOWN	06/15/2005	Active	42	16	0	16	61.54%	26		3			M,VP,SC	15			
59120	PAKUR VISHAL	02/13/1997	Active	40	0	1	-1	-2.44%	42	14	4		2	R S,T,SC	0			
26055	PATLIPUTRA	05/03/1968	Active	39	0	1	-1	-2.50%	41	1	4			M,VP,SC	3			
109124	PATLIPUTRA ADARSH	08/27/2010	Active	16	0	0	0	0.00%	18		0		2	P,S,VP,SC	7			
49058	PATLIPUTRA ASHOK	11/28/1988	Active(1)	36	0	0	0	0.00%	36		4		3	R M,SC	18			
126460	Patliputra Astha	02/29/2016	Active	95	7	1	6	6.74%	102	2	4			M,VP,SC	0			
Exc Award (06/30/2018)																		
151767	Patliputra Astitva	07/28/2022	Active	22	2	0	2	10.00%	22		0			T,VP	0			
131327	Patliputra Centennial	06/17/2017	Active	16	0	5	-5	-23.81%	22	6	0		2	T,M,VP	13			
Exc Award (06/30/2018)																		
53279	PATLIPUTRA GREATER	06/09/1992	Active(2)	22	0	0	0	0.00%	25		10			M,VP,SC	14			
115139	PATLIPUTRA SHREE RADHEY	09/20/2011	Active(1)	4	0	0	0	0.00%	4		28	2	None	P,S,T,M,VP SC	19			
104124	PATLIPUTRA VIHAR	12/11/2008	Active(1)	16	0	0	0	0.00%	16		10			N S	14			
26056	PATNA	06/14/1960	Active	20	1	7	-6	-23.08%	28	9	1		2	R T	15			
139662	Patna Aarchi	08/26/2019	Active	11	0	0	0	0.00%	16		10			N M,VP,SC	15			
142033	Patna Ananta	07/10/2020	Active	57	4	8	-4	-6.56%	61	2	0			N M,SC	0			
Exc Award (06/30/2022)																		
128216	Patna Anthem	07/13/2016	Active	38	0	0	0	0.00%	42		10			N S,T,SC	0			
Exc Award (06/30/2020, 06/30/2022)																		
149064	Patna Aryan	12/20/2021	P- Active(1)	13	11	4	7	116.67%	6	2	0			S,M,VP,SC	2			
64083	PATNA BUDHA	03/22/2001	Active	24	2	3	-1	-4.00%	25	3	0			R M	1			
Exc Award (06/30/2022)																		
130761	Patna Centennial	04/25/2017	Active	39	5	0	5	14.71%	34		1			N	7			
Exc Award (06/30/2023)																		





# Club Health Assessment for District 322 E through April 2025

			Status	Membership							Reports					Finance	LCIF	
Club Number	Club Name	Charter Date		Current Member Count	YTD Members Added	YTD Members Dropped	YTD Net Growth	YTD Net Growth%	Member Count 12 Months Ago	Avg. length of service for dropped members	Months Since Last MMR ***	Yrs. Since Last Officer Report	President Rotation	Vice President Reported ****	Months Since Last Activity Report ***	Account Balance	Donations for current Fiscal Year	
			Number of times on status quo within last two years	If below 15 members appears				If net loss is greater than 20% appears			If no report in 3 months appears in	When more than one year appears in	Number of repeat terms	Notes the officers that do not have an active	If no report at 12 months red			
40569	PATNA CENTRAL	11/11/1981	Active	58	5	6	-1	-1.69%	56	28	0			N T,VP	1	90+ Days		
	Exc Award (06/30/2018)																	
134678	Patna Central Classic	05/17/2018	Active	24	0	6	-6	-20.00%	30	4	0		2	N	20			
	Exc Award (06/30/2020, 06/30/2022)																	
151340	Patna Drishti	06/20/2022	Active(1)	20	0	0	0	0.00%	20		34		None	P,S,T,M,VP SC	N/R	90+ Days		
152217	Patna Elite	03/14/2023	Cancelled(8*)	0	0	20	-20	-100.00%	20	2	4	1	None	P,S,T,M,VP SC	N/A			
101470	PATNA FAVOURITE	03/12/2008	Active(2)	42	46	43	3	7.69%	44	11	1		2	R T,M,SC	11			
	Exc Award (06/30/2018)																	
56053	PATNA FEMINA	08/17/1994	Active	35	7	2	5	16.67%	30	9	0			R T	1	90+ Days		
152524	Patna Goonj	09/22/2022	Active	9	0	14	-14	-60.87%	23	4	1			M,VP	10			
122530	Patna Grand	06/18/2014	Cancelled(8*)	0	0	17	-17	-100.00%	17	6	9		None	P,S,T,M,VP SC	17			
133855	Patna Harmony	02/20/2018	Active	35	11	1	10	40.00%	25	2	0		2	N T,M,VP	0			
121435	Patna Heartbeat	02/25/2014	Active	10	0	0	0	0.00%	15		10		2	N	6			
	Exc Award (06/30/2022)																	
130234	Patna Indradhanush	03/02/2017	Active	95	0	0	0	0.00%	95		21			N P,S,M	20			
	Exc Award (06/30/2022)																	
153872	Patna Maharana	03/16/2023	Active(1)	5	0	0	0	0.00%	20		10		3	N T,M,VP,SC	N/A			
56624	PATNA MAURYA	03/02/1995	Active(1)	20	0	0	0	0.00%	22		11			R VP	20			
61007	PATNA MAURYA APRAJITA	06/30/1998	Active	24	1	6	-5	-17.24%	39	8	0			R	1			
	Exc Award (06/30/2018)																	
127785	Patna Navya Bharat	06/16/2016	Active	16	0	1	-1	-5.88%	22	6	0			R	4			
128306	Patna Navya Vihar	07/18/2016	Active(1)	64	7	0	7	12.28%	76		0			N M,SC	1			
	Exc Award (06/30/2018, 06/30/2022)																	
60693	PATNA NAVYA VISHAL	04/23/1998	Active	34	0	0	0	0.00%	34		10			R	21			
117647	PATNA PRIYADARSHINI DIVA	08/14/2012	Active(2)	2	0	5	-5	-71.43%	11	7	2		2	N T,M,SC	18			
56998	PATNA PRIYADARSHNI	05/31/1995	Active	13	1	1	0	0.00%	13	0	1		3	T,M,VP,SC	15			
153879	Patna Priyamvada Adarsh	03/16/2023	Active(1)	5	0	0	0	0.00%	20		10		3	N T,M,VP,SC	N/A			



# Club Health Assessment for District 322 E through April 2025

			Status	Membership							Reports					Finance		LCIF
Club Number	Club Name	Charter Date		Current Member Count	YTD Members Added	YTD Members Dropped	YTD Net Growth	YTD Net Growth%	Member Count 12 Months Ago	Avg. length of service for dropped members	Months Since Last MMR ***	Yrs. Since Last Officer Report	President Rotation	Vice President Reported ****	Months Since Last Activity Report ***	Account Balance	Donations for current Fiscal Year	
			Number of times on status quo within last two years	If below 15 members appears				If net loss is greater than 20% appears			If no report in 3 months appears in	When more than one year appears in	Number of repeat terms	Notes the officers that do not have an active	If no report at 12 months red			
60152	PATNA QUEST	12/02/1997	Active(1)	15	0	0	0	0.00%	27		0			N	P,T	19		
147378	Patna Samarpan	07/03/2021	Active	3	3	5	-2	-40.00%	24	4	0				T,M,VP,SC	21		
	Exc Award (06/30/2022)																	
149620	Patna Samriddhi	01/31/2022	Active	5	0	0	0	0.00%	5		34	2	None		P,S,T,M,VP SC	16		
149463	Patna Sanskriti	12/30/2021	Active	11	3	4	-1	-8.33%	16	3	0		2	N	M,SC	9		
116284	PATNA SHAKTI	03/12/2012	Active	9	0	1	-1	-10.00%	13	1	5		4		M,VP,SC	16		
63552	PATNA SHUBHAM	09/12/2000	Active	40	5	0	5	14.29%	41		0		2		VP,SC	3		
131837	Patna Social	07/03/2017	Active	22	0	2	-2	-8.33%	24	7	4			N		5	\$102.00	
	Exc Award (06/30/2018, 06/30/2022, 06/30/2023)																	
144629	Patna Sunrise	12/30/2020	Active(2)	8	10	6	4	100.00%	8	3	0		3		S,T,VP,SC	24+		
88350	PATNA TAKSHILA	05/20/2005	Active	33	9	3	6	22.22%	27	30	0			R	S,SC	2		
	Exc Award (06/30/2018)																	
153878	Patna Takshila Chanakya	03/16/2023	Active	9	0	1	-1	-10.00%	10	2	1			N	P,S,M,SC	3		
150623	Patna Ummeed	04/28/2022	Active	5	0	0	0	0.00%	25		10		4		VP,SC	15		
33776	PATNA VISHAL	04/20/1977	Active	45	2	2	0	0.00%	45	3	0			N	T,VP,SC	0	\$315.64	
	Exc Award (06/30/2020, 06/30/2022)																	
152365	Piro Bhojpur	03/14/2023	Active	15	0	0	0	0.00%	20		10		3	R	T,M,VP,SC	19		
145264	Pupari	03/04/2021	Active(1)	15	0	0	0	0.00%	15		24	1	None		P,S,T,M,VP SC	15		
26058	PURNEA	06/14/1963	Active	99	0	0	0	0.00%	99		24		2	R	P,T,VP	20		
108402	PURNEA GREATER	06/24/2010	Active(2)	34	0	0	0	0.00%	43		10			N		8		
66899	RAJOUN	11/22/2002	Active(1)	16	0	0	0	0.00%	16		41	6	None		P,S,T,M,VP SC	20		
66700	RAXAUL	10/16/2002	Active	56	2	4	-2	-3.45%	58	5	0			N	M,VP,SC	11		
127975	Saharsa Vishal	06/28/2016	Active(1)	41	0	0	0	0.00%	41		16	1	None		P,S,T,M,VP SC	18		
152448	Shahabad Achiever	09/22/2022	Active(1)	5	0	0	0	0.00%	15		10		3	N	VP,SC	19		
149663	Sikarahana	01/24/2022	Active(2)	10	0	10	-10	-50.00%	20	2	8				M,VP,SC	N/A		
147358	Sitamarhi Aiman Mahanagar	07/02/2021	Active(1)	11	0	1	-1	-8.33%	15	4	0				P,T,M,VP,SC	20		



## Club Health Assessment for District 322 E through April 2025

			Status	Membership							Reports					Finance	LCIF
Club Number	Club Name	Charter Date		Current Member Count	YTD Members Added	YTD Members Dropped	YTD Net Growth	YTD Net Growth%	Member Count 12 Months Ago	Avg. length of service for dropped members	Months Since Last MMR ***	Yrs. Since Last Officer Report	President Rotation	Vice President Reported ****	Months Since Last Activity Report ***	Account Balance	Donations for current Fiscal Year
			Number of times on status quo within last two years	If below 15 members appears				If net loss is greater than 20% appears			If no report in 3 months appears in	When more than one year appears in	Number of repeat terms	Notes the officers that do not have an active	If no report at 12 months appears in red		
152218	Sitamarhi Amba	11/23/2022	Active	16	2	1	1	6.67%	26	1	8			N	S,M,VP,SC	3	
50890	SITAMARHI CENTRAL	08/02/1990	Active	53	1	0	1	1.92%	52		8			N		2	
40053	SITAMARHI WEST	06/17/1981	Active	44	3	2	1	2.33%	43	1	2			N	VP	8	
116215	SITAMARHI YOUTH	03/01/2012	Active(1)	20	0	0	0	0.00%	20		13	1	None		P,S,T,M,VP SC	19	
125105	Siwan	06/12/2015	Active(1)	62	1	0	1	1.64%	61		0				M,VP,SC	4	
110872	SULTANGANJ	04/19/2011	Active(1)	8	3	11	-8	-50.00%	16	12	0		2		M,VP,SC	3	
140653	Supaul Kosi	01/17/2020	Active	40	0	0	0	0.00%	40		6		None		P,S,T,M,VP SC	21	
150365	Thawe Maa Bhawani	04/01/2022	Active(2)	18	0	0	0	0.00%	18		15	1	None		P,S,T,M,VP SC	N/A	
152356	Vikramshila	11/14/2022	Cancelled(8*)	0	0	12	-12	-100.00%	12	1	1		None		P,S,T,M,VP SC	6	90+ Days

Clubs Cancelled Previous Fiscal Year – Clubs Cancelled within last 12 months may be reinstated

Club Number	Club Name	Charter Date	Current Status*	Cancellation Date
128340	Bhagalpur Smart City	07/26/2016	Cancelled(8*)	12/29/2023
125579	Patna A One	08/10/2015	Cancelled(8*)	12/29/2023
152415	Saran	10/13/2022	Cancelled(8*)	12/29/2023
133045	Sitamarhi Shakti	12/14/2017	Cancelled(8*)	12/29/2023

Current Total Clubs Count	YTD New Clubs Count	YTD Cancelled Clubs Count	YTD Net Club Gain	Current Total Members Count	YTD Add	YTD Drop	YTD Net Growth	YTD Net Growth %	Member Count 12 Months Ago	Average Member Count Per Club	% of Clubs with less than 20 members	% No MMR in 3 Months	% No Officer Report in 12 Months	% of Clubs with balance 90+ days	Number of Clubs in Status Quo	% Status Quo Clubs in Financial Suspension	Number of Cancelled Clubs	Average Cancelled Club Age	Members Lost Due to Cancellation	% of Clubs Cancelled for Non-Financial Reasons
152	2	7	-5	4,400	342	402	-60	-1.35%	5,118	29	46%	59%	13%	1%	0	0%	7	7	70	-57%

\* - P - Priority Club. Cancellation Reasons: 1-Objectives/conduct, 2-Non-active club, 5-Non-existing club, 6-Disbanding, 7-Merger, 8-Financial Suspension, 9-District/Multiple District Dues.

\*\* - Abbreviation: P-President, S-Secretary, T-Treasurer, M-Member Chairperson, VP-First Vice President, MC-Communications Chairperson, SC-Service Chairperson

\*\*\* - Abbreviation: N/R - Never reported using the Lions Clubs website, N/A - Not applicable, No password registered for the Lions Clubs website.

\*\*\*\* - Abbreviation: N - New, IP - Immediate Past, R - Repeat.



## Club Health Assessment for District 322 F through April 2025

Club Number	Club Name	Charter Date	Status	Membership							Reports					Finance	LCIF
				Current Member Count	YTD Members Added	YTD Members Dropped	YTD Net Growth	YTD Net Growth%	Member Count 12 Months Ago	Avg. length of service for dropped members	Months Since Last MMR ***	Yrs. Since Last Officer Report	President Rotation	Vice President Reported ****	Months Since Last Activity Report ***	Account Balance	Donations for current Fiscal Year
			Number of times on status quo within last two years	If below 15 members appears				If net loss is greater than 20% appears			If no report in 3 months appears	When more than one year appears in	Number of repeat terms	Notes the officers that do not have an active	If no report at 12 months red		
<b>Clubs less than two years old</b>																	
155423	Binnaguri Abhinava	09/06/2023	Active(1)	14	0	6	-6	-30.00%	20	1	4		2	N	T,M	1	90+ Days
180611	Binnaguri Unity	02/04/2025	Newly Chartered	27	27	0	27	100.00%	0		1				M,VP,SC	N/R	
179730	Jalpaiguri Seva	11/25/2024	Active	30	31	1	30	100.00%	0	0	0			N		0	
181054	Mendabari Seva	02/27/2025	Newly Chartered	20	20	0	20	100.00%	0		2			N	M,SC	N/A	
157188	Siliguri Aadhiran	01/18/2024	Active	26	3	0	3	13.04%	23		9			N		7	\$50.01
157381	Siliguri Ananyo	03/21/2024	Active	30	3	1	2	7.14%	27	1	0		2	R		9	\$1,000.01
155450	Siliguri Ekalavya	08/21/2023	Active	10	29	53	-24	-70.59%	34	2	4				S,T,VP,SC	2	\$50.01
156804	Siliguri Enpower	12/08/2023	Active	7	2	10	-8	-53.33%	20	1	2				M,VP,SC	6	90+ Days
157395	Siliguri Gateway	02/19/2024	Active	25	6	8	-2	-7.41%	26	1	0		2		VP	0	\$1,061.11
181071	Siliguri Himalayan Harmony	03/26/2025	Newly Chartered	20	20	0	20	100.00%	0		1				M,VP,SC	N/A	
155427	Siliguri Metropolitan	08/24/2023	Cancelled(8*)	0	1	29	-28	-100.00%	22	1	4		None		P,S,T,M,VP SC	N/A	90+ Days
157121	Siliguri Punjabipara	01/25/2024	Active	54	9	0	9	20.00%	42		4		2	R	SC	9	
178057	Siliguri Punjabipara Shine	09/25/2024	Active	20	20	0	20	100.00%	0		7				M,VP,SC	5	
177913	Siliguri Saksham	09/23/2024	Active	20	20	0	20	100.00%	0		0				M,VP,SC	5	
155374	Siliguri Samrat	08/24/2023	Active	18	1	8	-7	-28.00%	24	2	4			N		13	\$50.01
171581	Siliguri Suraksha	06/05/2024	Active	29	8	2	6	26.09%	0	1	0		2	R		1	\$1,580.73
155371	Siliguri Textiles	08/18/2023	Active	48	14	4	10	26.32%	45	0	0			N		0	\$50.01
173245	Siliguri Unchai	07/19/2024	Active	20	20	0	20	100.00%	0		0				T,M,VP,SC	N/R	90+ Days
177935	Siliguri We Serve	10/01/2024	Active	23	23	0	23	100.00%	0		1				M,VP	2	90+ Days
177963	Uttorayon Youth	09/27/2024	Active	20	20	0	20	100.00%	0		5				M,VP,SC	N/R	
<b>Clubs more than two years old</b>																	
39930	ALIPURDUAR	05/08/1981	Active	83	0	0	0	0.00%	84		10			R		0	
Exc Award (06/30/2017)																	



# Club Health Assessment for District 322 F through April 2025

			Status	Membership							Reports					Finance		LCIF
Club Number	Club Name	Charter Date		Current Member Count	YTD Members Added	YTD Members Dropped	YTD Net Growth	YTD Net Growth%	Member Count 12 Months Ago	Avg. length of service for dropped members	Months Since Last MMR ***	Yrs. Since Last Officer Report	President Rotation	Vice President Reported ****	Months Since Last Activity Report ***	Account Balance	Donations for current Fiscal Year	
			Number of times on status quo within last two years	If below 15 members appears				If net loss is greater than 20% appears			If no report in 3 months appears in	When more than one year appears in	Number of repeat terms	Notes the officers that do not have an active	If no report at 12 months appears in red			
138998	Alipurduar Greater	07/08/2019	Active	63	18	0	18	40.00%	48		0			N	0		\$100.02	
135674	Alipurduar Junction	07/22/2018	Active	25	0	8	-8	-24.24%	33	5	7			R	24+	90+ Days		
98460	ALIPURDUAR NIVEDITA	01/31/2007	Active	37	2	1	1	2.78%	36	18	3			N	0			
	Exc Award (06/30/2018)																	
61953	BAGDOGRA	05/14/1999	Active	33	1	1	0	0.00%	33	25	4			M,VP,SC	4		\$1,407.31	
44905	BANARHAT	04/29/1985	Active	45	0	0	0	0.00%	47		8		2	R	5		\$4,000.34	
	Exc Award (06/30/2018, 06/30/2020)																	
64151	BAROBISHA	04/03/2001	Active	16	0	2	-2	-11.11%	19	16	1			N	24+	90+ Days		
132481	Binnaguri Dooars	08/23/2017	Cancelled(8*)	0	2	37	-35	-100.00%	28	3	1		None	P,S,T,M,VP SC	3	90+ Days		
47034	BIRPARA	03/11/1987	Active	54	11	0	11	25.58%	43		4			R	3		\$100.02	
62477	COOCH BEHAR GREATER	11/01/1999	Active	24	4	5	-1	-4.00%	32	13	0			N	0		\$50.01	
126475	Cooch Behar Heritage	01/20/2016	Active(1)	21	1	0	1	5.00%	17		9			N	7	90+ Days		
142397	Cooch Behar Royals	07/28/2020	Active	29	5	0	5	20.83%	26		0			N	8			
142399	Cooch Behar Samarpan	07/28/2020	Active(1)	17	0	4	-4	-19.05%	30	2	4			N	2			
36772	COOCHBEHAR	03/06/1979	Active	48	5	1	4	9.09%	41	18	0			N	2		\$50.01	
48132	DHUPGURI	02/08/1988	Active(1)	17	0	0	0	0.00%	19		10		2	N	24+			
	Exc Award (06/30/2018)																	
108569	DRUK BHUTAN	06/28/2010	Active(3)	13	0	5	-5	-27.78%	18	8	6			N	24+	90+ Days		
64703	FALAKATA	10/02/2001	Active	35	3	0	3	9.38%	29		2			N	2		\$50.01	
64936	GAIRKATA	01/15/2002	Cancelled(8*)	0	0	23	-23	-100.00%	23	8	1		None	P,S,T,M,VP SC	24+	90+ Days		
	Exc Award (06/30/2018)																	
152731	Gangtok Greens	10/12/2022	Active	34	6	0	6	21.43%	30		0			N	0		\$145.82	
	Exc Award (06/30/2023)																	
115063	GANGTOK HILLS	09/07/2011	Active	40	3	2	1	2.56%	40	3	0		2	N	0			
97484	JAIGAON SHIVALIK	06/30/2006	Active	35	3	2	1	2.94%	38	8	9			N	8		\$5,100.10	
	Exc Award (06/30/2018)																	
30751	JALPAIGURI	05/13/1975	Active	50	0	2	-2	-3.85%	51	13	6			N	9		\$50.01	



# Club Health Assessment for District 322 F through April 2025

			Status	Membership							Reports					Finance		LCIF
Club Number	Club Name	Charter Date		Current Member Count	YTD Members Added	YTD Members Dropped	YTD Net Growth	YTD Net Growth%	Member Count 12 Months Ago	Avg. length of service for dropped members	Months Since Last MMR ***	Yrs. Since Last Officer Report	President Rotation	Vice President Reported ****	Months Since Last Activity Report ***	Account Balance	Donations for current Fiscal Year	
			Number of times on status quo within last two years	If below 15 members appears				If net loss is greater than 20% appears			If no report in 3 months appears in	When more than one year appears in	Number of repeat terms	Notes the officers that do not have appears in an active	If no report at 12 months red			
135607	Jalpaiguri Genesis	07/25/2018	Active	36	0	0	0	0.00%	38		9			R	0		\$3,036.88	
	Exc Award (06/30/2023)																	
117050	KAMAKHYAGURI	06/01/2012	Active	59	3	0	3	5.36%	59		7			N	VP	7	\$100.02	
	Exc Award (06/30/2018)																	
41763	MAL	07/09/1982	Active	34	1	5	-4	-10.53%	48	4	2			N	T,VP	13	\$577.11	
	Exc Award (06/30/2020, 06/30/2022)																	
146964	Mal Shuvakamana	07/01/2021	Active	20	0	0	0	0.00%	25		10			N	S	19	90+ Days	
131898	Mal Town	07/03/2017	Cancelled(8*)	0	0	19	-19	-100.00%	19	5	4	1	None		P,S,T,M,VP SC	24+	90+ Days	
151850	Matelli	07/20/2022	Active	22	4	3	1	4.76%	22	2	1			N	M	5	90+ Days	
	Exc Award (06/30/2023)																	
148053	Matigara	10/25/2021	Cancelled(8*)	0	0	20	-20	-100.00%	20	3	17	2	None		P,S,T,M,VP SC	24+	90+ Days	
46777	MAYNAGURI	12/11/1986	Active	35	3	10	-7	-16.67%	42	6	0				P,M,VP,SC	7		
135053	Maynaguri Seva	06/20/2018	Active	36	3	1	2	5.88%	41	6	7		2	N		1	\$788.79	
	Exc Award (06/30/2019, 06/30/2021)																	
63982	NAGRAKATA	02/12/2001	Active	58	12	7	5	9.43%	55	3	8			N		8	\$1,100.03	
142592	New Jalpaiguri	08/27/2020	Active	38	5	3	2	5.56%	38	3	9			N	M	0	\$50.01	
150873	Oodlabari Souhardya	05/20/2022	Cancelled(8*)	0	0	24	-24	-100.00%	24	3	1		None		P,S,T,M,VP SC	10	90+ Days	
97836	RANGPO GATEWAY OF SIKKIM	10/17/2006	Active	18	0	0	0	0.00%	18		5			N	S,M,VP,SC	22	\$50.01	
	Exc Award (06/30/2018)																	
98461	RANIPOOL	01/31/2007	Active	23	0	0	0	0.00%	23		9				VP,SC	2	\$50.01	
26116	SILIGURI	06/16/1968	Active	101	4	4	0	0.00%	109	11	0			N	M,SC	0	\$5,010.21	
	Exc Award (06/30/2020, 06/30/2021, 06/30/2022)																	
151025	Siliguri Anando	06/06/2022	Active	24	2	3	-1	-4.00%	25	1	3			N	SC	6		
146999	Siliguri Anmol	07/02/2021	Active	57	12	5	7	14.00%	50	3	0			N	T	0	\$3,150.31	
	Exc Award (06/30/2023)																	
142298	Siliguri Blazing Aces	07/27/2020	Cancelled(8*)	0	0	22	-22	-100.00%	25	4	1		None		P,S,T,M,VP SC	N/A	90+ Days	
147909	Siliguri Care	08/31/2021	Active	16	0	0	0	0.00%	20		10			R		1	\$50.01	



# Club Health Assessment for District 322 F through April 2025

			Status	Membership							Reports					Finance		LCIF
Club Number	Club Name	Charter Date		Current Member Count	YTD Members Added	YTD Members Dropped	YTD Net Growth	YTD Net Growth%	Member Count 12 Months Ago	Avg. length of service for dropped members	Months Since Last MMR ***	Yrs. Since Last Officer Report	President Rotation	Vice President Reported ****	Months Since Last Activity Report ***	Account Balance	Donations for current Fiscal Year	
			Number of times on status quo within last two years	If below 15 members appears				If net loss is greater than 20% appears			If no report in 3 months appears in	When more than one year appears in	Number of repeat terms	Notes the officers that do not have appears in an active	If no report at 12 months red			
59377	SILIGURI CITIZENS	04/16/1997	Active	73	5	0	5	7.35%	68		1			N	10		\$12,627.09	
	Exc Award (06/30/2017, 06/30/2018, 06/30/2020)																	
131900	Siliguri Citizens Crown	07/03/2017	Active	54	6	0	6	12.50%	49		3			N	M,SC	0	\$1,437.56	
	Exc Award (06/30/2020, 06/30/2021)																	
64782	SILIGURI CITIZENS NEW CENTURY	11/13/2001	Active	40	2	0	2	5.26%	38		0			N		0	\$50.01	
	Exc Award (06/30/2019)																	
151595	Siliguri Citizens Tarang	07/26/2022	Active	34	0	0	0	0.00%	27		7			N		7		
142357	Siliguri City	07/27/2020	Active	26	5	1	4	18.18%	54	1	4				M,VP,SC	5	\$718.78	
	Exc Award (06/30/2021, 06/30/2023)																	
133409	Siliguri Dignity	01/17/2018	Active	26	0	0	0	0.00%	30		11			N		5		
	Exc Award (06/30/2019, 06/30/2020, 06/30/2021)																	
152732	Siliguri Elite	04/06/2023	Active	20	0	0	0	0.00%	29		9		2		M,VP,SC	N/R	90+ Days	
62150	SILIGURI FOOTHILLS	06/22/1999	Active	74	16	10	6	8.82%	67	2	0			N		2	\$1,100.03	
	Exc Award (06/30/2018, 06/30/2023)																	
147073	Siliguri Garv	07/05/2021	Active	34	5	0	5	17.24%	36		2			N	M	3	\$50.01	
138999	Siliguri Givers	07/08/2019	Active	31	0	0	0	0.00%	31		7				M,VP	22	\$50.01	
	Exc Award (06/30/2021, 06/30/2022)																	
151946	Siliguri Go Getters	07/29/2022	Active	19	2	3	-1	-5.00%	21	1	0			N	M	1	90+ Days	
39096	SILIGURI GREATER	11/10/1980	Active	99	6	5	1	1.02%	98	13	0			N	T,M,SC	0	\$10,397.81	
	Exc Award (06/30/2018, 06/30/2019, 06/30/2020)																	
125417	SILIGURI GREATER YOUTH	07/21/2015	Active	66	14	1	13	24.53%	52	3	8			N		3	\$250.01	
136504	Siliguri Greater Yuva	09/26/2018	Active(1)	31	4	1	3	10.71%	26	1	8				VP	9	\$100.02	
62181	SILIGURI GREATER-FEMINA	06/22/1999	Active	82	1	0	1	1.23%	80		0			N		0	\$100.02	
	Exc Award (06/30/2018, 06/30/2020)																	
151596	Siliguri Haamro Sanskaar	07/26/2022	Active(2)	20	3	0	3	17.65%	29		8			N		4	90+ Days	
146972	Siliguri Harmony	07/03/2021	Active	18	0	3	-3	-14.29%	27	2	4			N	SC	2		
106643	SILIGURI HELP	09/25/2009	Active	40	3	0	3	8.11%	37		5			N		2	\$50.01	
	Exc Award (06/30/2023)																	






# Club Health Assessment for District 322 F through April 2025

Club Number	Club Name	Charter Date	Status	Membership							Reports					Finance	LCIF
				Current Member Count	YTD Members Added	YTD Members Dropped	YTD Net Growth	YTD Net Growth%	Member Count 12 Months Ago	Avg. length of service for dropped members	Months Since Last MMR ***	Yrs. Since Last Officer Report	President Rotation	Vice President Reported ****	Months Since Last Activity Report ***	Account Balance	Donations for current Fiscal Year
			Number of times on status quo within last two years	If below 15 members appears				If net loss is greater than 20% appears			If no report in 3 months appears in	When more than one year appears in	Number of repeat terms	Notes the officers that do not have appears in an active	If no report at 12 months red		
137150	Siliguri Humanity	06/21/2019	Active	28	3	0	3	12.00%	25		0			N	3		
	Exc Award (06/30/2021)																
151801	Siliguri Jan Kalyan	07/18/2022	Cancelled(8*)	0	0	25	-25	-100.00%	18	2	3		None	P,S,T,M,VP SC	9	90+ Days	
151597	Siliguri Lakshya	07/26/2022	Cancelled(8*)	0	0	20	-20	-100.00%	25	2	4		None	P,S,T,M,VP SC	12	90+ Days	
136187	Siliguri Legends	08/16/2018	Active	18	0	8	-8	-30.77%	26	3	0			M,VP,SC	14		
65231	SILIGURI MAGNUM	04/24/2002	Active	48	4	3	1	2.13%	52	1	1			N	1		\$1,656.78
	Exc Award (06/30/2020)																
141213	Siliguri Maitree	05/07/2020	Active	64	1	4	-3	-4.48%	62	2	4			N	SC	3	\$2,814.63
126372	Siliguri Metro	12/29/2015	Active	58	4	2	2	3.57%	89	9	1			N	SC	5	\$1,215.57
	Exc Award (06/30/2017, 06/30/2018, 06/30/2020)																
138902	Siliguri Miracles	07/08/2019	Active(1)	12	0	0	0	0.00%	12		20			R	T,M,VP	24+	90+ Days
62182	SILIGURI PRAGATI	06/22/1999	Active	26	1	2	-1	-3.70%	24	1	8			N	S,M,SC	0	\$50.01
138244	Siliguri Prerna	06/21/2019	Active	38	8	1	7	22.58%	33	4	7			N		0	\$481.28
	Exc Award (06/30/2020, 06/30/2022)																
131189	Siliguri Pride	06/07/2017	Active	39	3	3	0	0.00%	45	6	3			N		4	
146967	Siliguri Rising Divine	07/03/2021	Active	16	0	0	0	0.00%	16		12			N	P,VP	24+	90+ Days
142449	Siliguri Rising Star	07/31/2020	Active	30	1	0	1	3.45%	29		4			N	M	3	\$50.01
	Exc Award (06/30/2021)																
148173	Siliguri Rising Strikers	10/12/2021	Active(1)	2	0	0	0	0.00%	2		17	2	None	P,S,T,M,VP SC	N/R	90+ Days	
136531	Siliguri Roar	09/27/2018	Active	61	8	4	4	7.02%	57	3	8			S,T,M,VP,SC	20		\$50.01
151929	Siliguri Sargam	07/29/2022	Active	16	6	4	2	14.29%	14	2	3			N		4	
141605	Siliguri Saviour	05/29/2020	Cancelled(8*)	0	0	35	-35	-100.00%	35	4	4	1	None	P,S,T,M,VP SC	19	90+ Days	
	Exc Award (06/30/2021)																
150171	Siliguri Smart City	03/16/2022	Active	32	0	1	-1	-3.03%	39	1	0			N	M,VP	0	\$1,000.01
139636	Siliguri Sparsh	08/26/2019	Active	22	1	0	1	4.76%	21		8			S,T,M,VP,SC	24+	90+ Days	\$50.01
142304	Siliguri Sunrise	07/24/2020	Active	30	5	0	5	20.00%	27		8			N	M	9	90+ Days
	Exc Award (06/30/2021)																



# Club Health Assessment for District 322 F through April 2025

			Status	Membership						Reports					Finance	LCIF	
Club Number	Club Name	Charter Date		Current Member Count	YTD Members Added	YTD Members Dropped	YTD Net Growth	YTD Net Growth%	Member Count 12 Months Ago	Avg. length of service for dropped members	Months Since Last MMR ***	Yrs. Since Last Officer Report	President Rotation	Vice President Reported ****	Months Since Last Activity Report ***	Account Balance	Donations for current Fiscal Year
			Number of times on status quo within last two years	If below 15 members appears				If net loss is greater than 20% appears			If no report in 3 months appears in	When more than one year appears in	Number of repeat terms	Notes the officers that do not have an active	If no report at 12 months appears in red		
50395	SILIGURI TERA	04/04/1990	Active	107	4	0	4	3.88%	104		0			N	2		\$4,672.95
	Exc Award (06/30/2017, 06/30/2018, 06/30/2019)																
135676	Siliguri Terai Oorja	07/22/2018	Active	65	5	0	5	8.33%	60		2			N	8		\$7,905.94
	Exc Award (06/30/2019, 06/30/2022)																
135585	Siliguri Terai Shakti	07/20/2018	Active	83	4	0	4	5.06%	79		0			N	0		\$27,615.59
	Exc Award (06/30/2019, 06/30/2020, 06/30/2021)																
142468	Siliguri Town	08/03/2020	Active(2)	15	0	0	0	0.00%	15		8		3	N	14	90+ Days	
125419	SILIGURI UDAAN	07/21/2015	Active	22	1	0	1	4.76%	24		7				2	90+ Days	
134124	Siliguri Uday	03/15/2018	Active	54	2	0	2	3.85%	52		0			R	0		
	Exc Award (06/30/2021)																
151960	Siliguri Uday Queens	07/28/2022	Active	23	3	0	3	15.00%	29		9			N	9		
146817	Siliguri United Greater	06/18/2021	Active	45	13	16	-3	-6.25%	48	3	0				0		\$99.41
	Exc Award (06/30/2023)																
125420	SILIGURI UNITY	07/21/2015	Active	38	0	1	-1	-2.56%	44	2	8			N	1		
	Exc Award (06/30/2022)																
135615	Siliguri Unity Wings	07/20/2018	Active	20	2	6	-4	-16.67%	27	2	0			N	2		\$50.01
	Exc Award (06/30/2021, 06/30/2022)																
135866	Siliguri Unnati	08/16/2018	Active	22	3	0	3	15.79%	24		6			N	2		\$53.91
78175	SINGTAM	02/04/2004	Active	29	0	0	0	0.00%	29		21				21		
131902	Uttorayon Centennial	07/03/2017	Active	40	2	1	1	2.56%	41	2	6			N	4		\$119.80
138243	Uttorayon Queens	06/21/2019	Active	42	28	0	28	200.00%	23		8		2	N	3		

Clubs Cancelled Previous Fiscal Year – Clubs Cancelled within last 12 months may be reinstated

Club Number	Club Name	Charter Date	Current Status*	Cancellation Date
150323	Bagrakote Saogaon	04/01/2022	Cancelled(8*)	12/29/2023
150324	Bagrakote Washabari	04/01/2022	Cancelled(8*)	12/29/2023
133406	Banarhat Ahwaan	01/22/2018	Cancelled(8*)	12/29/2023
151799	Birpara Awaaz	07/18/2022	Cancelled(8*)	12/29/2023



## Club Health Assessment for District 322 F through April 2025

INTERNATIONAL

Club Number	Club Name	Charter Date	Status	Membership								Reports					Finance		LCIF	
				Current Member Count	YTD Members Added	YTD Members Dropped	YTD Net Growth	YTD Net Growth%	Member Count 12 Months Ago	Avg. length of service for dropped members	Months Since Last MMR ***	Yrs. Since Last Officer Report	President Rotation	Vice President Reported ****	Months Since Last Activity Report ***	Account Balance	Donations for current Fiscal Year			
			Number of times on status quo within last two years	If below 15 members appears				If net loss is greater than 20% appears			If no report in 3 months appears in	When more than one year appears in	Number of repeat terms		Notes the officers that do not have an active	If no report at 12 months appears in red				
151592	Birpara Team We	07/18/2022	Cancelled(8*)	12/29/2023																
152677	Ethelbari Durganagar	09/29/2022	Cancelled(8*)	12/29/2023																
105131	SILIGURI ROYALS	04/01/2009	Cancelled(8*)	12/29/2023																
151863	Siliguri Arogyam	07/28/2022	Cancelled(8*)	12/29/2023																
147931	Siliguri Champions	08/25/2021	Cancelled(8*)	12/29/2023																
146958	Siliguri Prayas	07/03/2021	Cancelled(6*)	08/29/2023																
135584	Siliguri Professionals	07/20/2018	Cancelled(8*)	04/29/2024																
131413	Siliguri Satabdi	06/20/2017	Cancelled(6*)	12/29/2023																
146973	Siliguri Sevantika	07/03/2021	Cancelled(8*)	07/29/2023																
147077	Siliguri Shapers	07/04/2021	Cancelled(8*)	12/29/2023																
147902	Siliguri Universal	08/23/2021	Cancelled(8*)	12/29/2023																
147084	Siliguri Utsah	07/16/2021	Cancelled(8*)	12/29/2023																
63640	TUFANGANJ	10/23/2000	Cancelled(8*)	12/29/2023																
Current Total Clubs Count	YTD New Clubs Count	YTD Cancelled Clubs Count	YTD Net Club Gain	Current Total Members Count	YTD Add	YTD Drop	YTD Net Growth	YTD Net Growth %	Member Count 12 Months Ago	Average Member Count Per Club	% of Clubs with less than 20 members	% No MMR in 3 Months	% No Officer Report in 12 Months	% of Clubs with balance 90+ days	Number of Clubs in Status Quo	% Status Quo Clubs in Financial Suspension	Number of Cancelled Clubs	Average Cancelled Club Age	Members Lost Due to Cancellation	% of Clubs Cancelled for Non-Financial Reasons
103	9	10	-1	3,689	574	501	73	2.02%	3,798	36	17%	58%	1%	19%	0	0%	10	14	254	-150%

\* - P - Priority Club. Cancellation Reasons: 1-Objectives/conduct, 2-Non-active club, 5-Non-existing club, 6-Disbanding, 7-Merger, 8-Financial Suspension, 9-District/Multiple District Dues.

\*\* - Abbreviation: P-President, S-Secretary, T-Treasurer, M-Member Chairperson, VP-First Vice President, MC-Communications Chairperson, SC-Service Chairperson

\*\*\* - Abbreviation: N/R - Never reported using the Lions Clubs website, N/A - Not applicable, No password registered for the Lions Clubs website.

\*\*\*\* - Abbreviation: N - New, IP - Immediate Past, R - Repeat.



# Club Health Assessment for District 322 H through April 2025

			Status	Membership							Reports					Finance		LCIF
Club Number	Club Name	Charter Date		Current Member Count	YTD Members Added	YTD Members Dropped	YTD Net Growth	YTD Net Growth%	Member Count 12 Months Ago	Avg. length of service for dropped members	Months Since Last MMR ***	Yrs. Since Last Officer Report	President Rotation	Vice President Reported ****	Months Since Last Activity Report ***	Account Balance	Donations for current Fiscal Year	
			Number of times on status quo within last two years	If below 15 members appears				If net loss is greater than 20% appears			If no report in 3 months appears in	When more than one year appears in	Number of repeat terms	Notes the officers that do not have an active	If no report at 12 months red			
Clubs less than two years old																		
174879	Bagdogra Galaxy	08/22/2024	Active	20	20	0	20	100.00%	0		8			N	T,M,VP,SC	N/A	90+ Days	
155570	Dalkhola Glory	08/25/2023	Cancelled(8*)	0	0	22	-22	-100.00%	20	1	10		None		P,S,T,M,VP SC	N/A	90+ Days	
155053	Dalkhola Josh	08/29/2023	Cancelled(8*)	0	0	20	-20	-100.00%	20	1	4	1	None		P,S,T,M,VP SC	N/A	90+ Days	
176093	Dalkhola Royals	08/26/2024	Active	20	20	0	20	100.00%	0		8			N	M,SC	N/A		
179967	Darjeeling Shangri La	12/23/2024	Active	21	21	0	21	100.00%	0		1			N	M,VP,SC	N/R		
174648	Ghoshpukur Greater	07/30/2024	Active(1)	20	20	0	20	100.00%	0		9				M,VP,SC	5		
155103	Malda Aabhirampur	07/20/2023	Active(1)	17	14	17	-3	-15.00%	24	1	0				S,T,M,VP,SC	1		
155076	Malda Aahan	07/11/2023	Active	14	1	11	-10	-41.67%	26	3	0				VP,SC	2		
178779	Malda Citizen	09/23/2024	Active	20	22	2	20	100.00%	0	0	0			N	M	5	\$1.20	
154416	Malda Gour Banga	06/19/2023	Active	21	1	1	0	0.00%	20	1	6			N	T,M	20		
172246	Malda Greater Umang	06/19/2024	Cancelled(8*)	0	0	20	-20	-100.00%	0	1	1		None		P,S,T,M,VP SC	N/A	90+ Days	
155451	Malda Heritage Smile	09/18/2023	Active	21	0	4	-4	-16.00%	25	1	4				T,M,VP,SC	20		
171523	MALDA MAITREE	06/19/2024	Active	20	0	0	0	0.00%	0		10		None		P,S,T,M,VP SC	N/A		
177824	Malda Platinum	10/07/2024	Active	20	20	0	20	100.00%	0		1			N		N/R		
157017	Pakuahat Elite Smile	12/29/2023	Active	20	0	0	0	0.00%	20		13		2		S,T,M,VP,SC	N/R		
154705	Shibmandir Spandan	06/15/2023	Active	28	1	1	0	0.00%	30	2	0			N	M	0		
Exc Award (06/30/2024)																		
155081	Sonapur Divas	07/11/2023	Active	20	0	0	0	0.00%	20		13				VP	20		
180154	Sonapur Oorjha	12/26/2024	Active	20	20	0	20	100.00%	0		4				T,M,VP,SC	N/A	90+ Days	
Clubs more than two years old																		
123473	Aadi Malda	10/28/2014	Active	27	0	0	0	0.00%	30		9		2	R	T,M,SC	0		
152144	Aiho Smile	08/23/2022	Active	16	0	3	-3	-15.79%	20	2	2		3		S,T,M,VP,SC	N/A		
146712	Bagdogra Greater	06/19/2021	Active	27	2	0	2	8.00%	24		3			N		1		
99016	BALURGHAT GREATER	04/03/2007	Active	31	3	8	-5	-13.89%	35	11	0			N	S,T,M,VP,SC	8		



# Club Health Assessment for District 322 H through April 2025

			Status	Membership							Reports					Finance		LCIF
Club Number	Club Name	Charter Date		Current Member Count	YTD Members Added	YTD Members Dropped	YTD Net Growth	YTD Net Growth%	Member Count 12 Months Ago	Avg. length of service for dropped members	Months Since Last MMR ***	Yrs. Since Last Officer Report	President Rotation	Vice President Reported ****	Months Since Last Activity Report ***	Account Balance	Donations for current Fiscal Year	
			Number of times on status quo within last two years	If below 15 members appears					If net loss is greater than 20% appears			If no report in 3 months appears in	When more than one year appears in	Number of repeat terms	Notes the officers that do not have an active	If no report at 12 months appears in red		
62476	BIDHANNAGAR	11/08/1999	Active	36	0	0	0	0.00%	36		10			N	P,T	0		
152221	Bulbulchandi Smile	08/25/2022	Active	16	0	5	-5	-23.81%	21	2	4		3		S,T,M,VP,SC	17		
61527	CHANCHAL	02/12/1999	Active	37	0	0	0	0.00%	37		10			N	T,M,SC	15		\$1,000.30
152222	Chanchal Smile	08/31/2022	Active	20	0	0	0	0.00%	20		13		2		S,T,M,VP,SC	18	90+ Days	
151994	Dalkhola Tejaswini	08/05/2022	Cancelled(8*)	0	0	23	-23	-100.00%	20	2	4		None		P,S,T,M,VP SC	20	90+ Days	
135582	Dalkhola Youth	07/20/2018	Active(1)	21	0	0	0	0.00%	34		0			N	T,M,VP	8		
40339	DALKOLA	08/10/1981	Active	36	0	10	-10	-21.74%	50	3	4		2	N	M	6		\$119.80
26091	DARJEELING	05/13/1958	Active	27	2	3	-1	-3.57%	29	28	1			N	T,M	7		\$1,919.45
138277	Darjeeling Unity Wings	06/21/2019	Active	22	0	5	-5	-18.52%	27	4	0			N	VP	0		
100793	GAZOLE	12/11/2007	Active	31	0	0	0	0.00%	30		10		2	N	P,S,T,M,VP	15		
152344	Gazole Smile	08/25/2022	Cancelled(8*)	0	0	20	-20	-100.00%	20	3	1		None		P,S,T,M,VP SC	17	90+ Days	
132291	Gour Malda	07/25/2017	Active	33	1	1	0	0.00%	35	7	4			N	VP,SC	15		
76011	HARIRAMPUR	06/30/2003	Active	23	10	15	-5	-17.86%	25	9	0			N		3		\$100.00
Exc Award (06/30/2019, 06/30/2024)																		
153054	Harishchandrapur Riders	12/12/2022	Active	20	0	0	0	0.00%	25		3			N	S,M,VP,SC	N/A		
151997	Harishchandrapur Umang	08/04/2022	Cancelled(8*)	0	0	25	-25	-100.00%	25	2	4	1	None		P,S,T,M,VP SC	19	90+ Days	
59559	ISLAMPUR	05/13/1997	Active	28	2	0	2	7.69%	34		2			N		1	90+ Days	
66354	ISLAMPUR NEW CENTURY	06/28/2002	Active	31	2	0	2	6.90%	29		0				S,T,VP	13		
152219	Kaliachak Smile	08/23/2022	Active	21	0	0	0	0.00%	21		7		2		S,T,M,VP,SC	N/A	90+ Days	
57343	KALIMPONG GREATER	09/11/1995	Active(1)	25	9	1	8	47.06%	17	6	0		2	R		0		
43816	KALIYAGANJ	04/20/1984	Active	59	7	0	7	13.46%	52		1			N	M,SC	0		
151594	Khaprail Youth	07/26/2022	Active	36	5	0	5	16.13%	30		0			N		0		\$1,000.30
152190	Kotwali Smile	08/30/2022	Active(1)	22	0	0	0	0.00%	22		10		None		P,S,T,M,VP SC	18	90+ Days	
32302	KURSEONG	05/24/1976	Active	34	3	1	2	6.25%	32	30	0			N	T,VP	9		
32986	MALDA	11/03/1976	Active	34	4	1	3	9.68%	31	18	0			N	SC	3		\$1,000.30



# Club Health Assessment for District 322 H through April 2025

			Status	Membership							Reports					Finance		LCIF
Club Number	Club Name	Charter Date		Current Member Count	YTD Members Added	YTD Members Dropped	YTD Net Growth	YTD Net Growth%	Member Count 12 Months Ago	Avg. length of service for dropped members	Months Since Last MMR ***	Yrs. Since Last Officer Report	President Rotation	Vice President Reported ****	Months Since Last Activity Report ***	Account Balance	Donations for current Fiscal Year	
			Number of times on status quo within last two years	If below 15 members appears				If net loss is greater than 20% appears			If no report in 3 months appears in	When more than one year appears in	Number of repeat terms	Notes the officers that do not have an active	If no report at 12 months appears in red			
103816	MALDA RAINBOW	10/17/2008	Active	24	8	1	7	41.18%	25	15	0		2	N	T,M,SC	19		
124809	Malda Aaprajit	05/05/2015	Active	20	9	9	0	0.00%	21	4	1			N	T,SC	6		
153055	Malda Angel	11/17/2022	Active	20	7	8	-1	-4.76%	30	1	3			N	M,VP,SC	10		
96841	Malda Greater	04/04/2006	Active	84	12	15	-3	-3.45%	89	5	1			N	T	4	\$119.80	
Exc Award (06/30/2021, 06/30/2024)																		
127216	Malda Harmony	04/12/2016	Active	28	2	7	-5	-15.15%	32	4	2			IP	SC	21	\$100.03	
78704	MALDA JAGRITI	04/01/2004	Active	33	3	3	0	0.00%	33	19	1			N	VP	1		
143993	Malda Muskan	12/31/2020	Cancelled(8*)	0	0	24	-24	-100.00%	28	3	6		None		P,S,T,M,VP SC	18	90+ Days	
63647	MALDA NEW CENTURY	10/23/2000	Active	43	21	21	0	0.00%	43	10	3			N	VP	4	\$1,736.13	
144133	Malda Nightingales	12/29/2020	Active	23	1	5	-4	-14.81%	25	3	6			N	M	6		
Exc Award (06/30/2022)																		
131349	Malda Royals	06/20/2017	Active	23	4	1	3	15.00%	22	7	0			N	M,VP,SC	4		
142331	Malda Smile	07/28/2020	Active(1)	24	8	22	-14	-36.84%	32	3	4			N	T,VP,SC	18		
151996	Malda Udaan	08/11/2022	Active	20	4	8	-4	-16.67%	30	2	3			N	M,SC	10		
142267	Malda Youngs	07/17/2020	Active	43	0	0	0	0.00%	36		10			N	S,M,SC	19		
152191	Narayanpur Smile	08/23/2022	Active	20	0	0	0	0.00%	20		13	1	None		P,S,T,M,VP SC	18	90+ Days	
61826	NAXALBARI	04/19/1999	Active	20	3	0	3	17.65%	21		3		3	N	S	1		
151995	Old Malda Smile	08/23/2022	Active	15	1	6	-5	-25.00%	20	2	4				S,T,M,VP,SC	17	90+ Days	
152403	Pakuahat Smile	08/31/2022	Active	22	1	8	-7	-24.14%	29	2	4		3		S,T,M,VP,SC	17		
31091	RAIGANJ	07/10/1975	Active	32	0	0	0	0.00%	27		9			N	T,M	6	\$1,000.30	
152192	Raiganj Smile	08/23/2022	Active	16	0	4	-4	-20.00%	20	2	2		4		S,T,M,VP,SC	18		
128719	RAIGANJ UNITY	08/31/2016	Active	30	15	7	8	36.36%	24	4	2			N	VP,SC	1		
152220	Ratua Smile	08/31/2022	Active	21	0	0	0	0.00%	21		3	1			S,T,M,VP,SC	17		
82268	SAMSI	05/07/2004	Active(1)	19	3	0	3	18.75%	20		9			N	P,T,M,VP,SC	20		
77745	SHIBMANDIR	10/30/2003	Active	93	14	8	6	6.90%	85	2	0			N		0	\$5,369.85	



# Club Health Assessment for District 322 H through April 2025

			Membership								Reports				Finance		LCIF			
Club Number	Club Name	Charter Date		Current Member Count	YTD Members Added	YTD Members Dropped	YTD Net Growth	YTD Net Growth%	Member Count 12 Months Ago	Avg. length of service for dropped members	Months Since Last MMR ***	Yrs. Since Last Officer Report	President Rotation	Vice President Reported ****	Months Since Last Activity Report ***	Account Balance	Donations for current Fiscal Year			
			Number of times on status quo within last two years	If below 15 members appears	If net loss is greater than 20% appears						If no report in 3 months appears in	When more than one year appears in	Number of repeat terms	Notes the officers that do not have an active	If no report at 12 months appears in red					
135606	Shibmandir Progressive	07/20/2018	Cancelled(8*)	0	0	22	-22	-100.00%	22	3	4		None	P,S,T,M,VP SC	19	90+ Days				
62078	SONAPUR	06/10/1999	Active	53	6	2	4	8.16%	49	8	0		N	S,M,VP	20		\$1,000.30			
Exc Award (06/30/2021, 06/30/2024)																				
Current Total Clubs Count	YTD New Clubs Count	YTD Cancelled Clubs Count	YTD Net Club Gain	Current Total Members Count	YTD Add	YTD Drop	YTD Net Growth	YTD Net Growth %	Member Count 12 Months Ago	Average Member Count Per Club	% of Clubs with less than 20 members	% No MMR in 3 Months	% No Officer Report in 12 Months	% of Clubs with balance 90+ days	Number of Clubs in Status Quo	% Status Quo Clubs in Financial Suspension	Number of Cancelled Clubs	Average Cancelled Club Age	Members Lost Due to Cancellation	% of Clubs Cancelled for Non-Financial Reasons
63	7	8	-1	1,741	332	400	-68	-3.76%	1,820	28	11%	54%	3%	13%	0	0%	8	3	176	0%

\* - P - Priority Club. Cancellation Reasons: 1-Objectives/conduct, 2-Non-active club, 5-Non-existing club, 6-Disbanding, 7-Merger, 8-Financial Suspension, 9-District/Multiple District Dues.

\*\* - Abbreviation: P-President, S-Secretary, T-Treasurer, M-Member Chairperson, VP-First Vice President, MC-Communications Chairperson, SC-Service Chairperson

\*\*\* - Abbreviation: N/R - Never reported using the Lions Clubs website, N/A - Not applicable, No password registered for the Lions Clubs website.

\*\*\*\* - Abbreviation: N - New, IP - Immediate Past, R - Repeat.





# Club Health Assessment for District 322 G through April 2025

			Status	Membership							Reports					Finance		LCIF
Club Number	Club Name	Charter Date		Current Member Count	YTD Members Added	YTD Members Dropped	YTD Net Growth	YTD Net Growth%	Member Count 12 Months Ago	Avg. length of service for dropped members	Months Since Last MMR ***	Yrs. Since Last Officer Report	President Rotation	Vice President Reported ****	Months Since Last Activity Report ***	Account Balance	Donations for current Fiscal Year	
			Number of times on status quo within last two years	If below 15 members appears				If net loss is greater than 20% appears			If no report in 3 months appears in	When more than one year appears in	Number of repeat terms	Notes the officers that do not have appears in an active	If no report at 12 months red			
Clubs less than two years old																		
156732	Agartala Anish	11/27/2023	Active	48	8	1	7	17.07%	39	1	0			N	SC	1		
Exc Award (06/30/2024)																		
155364	Agartala Pariseva	08/16/2023	Active(1)	23	0	0	0	0.00%	23		14		None		P,S,T,M,VP SC	N/A		
155035	Borkhola Greater	07/12/2023	Active(1)	20	0	0	0	0.00%	20		21				S,T,M,VP,SC	N/A	90+ Days	
154226	Goalpara Town	06/05/2023	Active(1)	18	0	0	0	0.00%	18		14		3		M,VP,SC	N/A	90+ Days	
154749	Guwahati Aadarsh	06/20/2023	Active(1)	4	0	7	-7	-63.64%	21	1	4			N	SC	N/R	90+ Days	
180208	Guwahati Anchor	01/02/2025	Active	18	20	2	18	100.00%	0	0	0			N		N/R		
178928	Guwahati Prayas	09/27/2024	Active	20	20	0	20	100.00%	0		3		None		P,M,VP,SC	N/R	90+ Days	
156700	Guwahati Roots	11/29/2023	Active	23	4	12	-8	-25.81%	31	1	4		2		M,VP,SC	13	\$2,492.34	
155122	Guwahati Youth	08/21/2023	Active	20	0	0	0	0.00%	20		20	1	None		P,S,T,M,VP SC	N/R	90+ Days	
172422	LIONS CLUB OF NEW SHILLONG	06/24/2024	Active	20	0	0	0	0.00%	0		10		None		P,S,T,M,VP SC	N/A	90+ Days	
156912	Patharkandi	12/27/2023	Active(1)	20	0	0	0	0.00%	20		16	1	None		P,S,T,M,VP SC	N/A	90+ Days	
155121	Silchar Bijoy	07/17/2023	Active	20	0	0	0	0.00%	21		10		2	R	SC	15	90+ Days	
181623	Silchar Bright	04/17/2025	Newly Chartered	20	20	0	20	100.00%	0		0				M,VP,SC	N/A		
178798	Silchar Divine	09/27/2024	Active	20	20	0	20	100.00%	0		0				M,VP,SC	N/A		
181609	Silchar Elite	04/14/2025	Newly Chartered	20	20	0	20	100.00%	0		0				T,M,VP,SC	N/A		
155896	Silchar Excellence	09/12/2023	Active	57	51	15	36	171.43%	21	1	0		2		T,M,VP,SC	15	90+ Days	
181895	Silchar Galaxy	04/17/2025	Newly Chartered	20	20	0	20	100.00%	0		0				T,M,VP,SC	N/R		
178927	Silchar Goonj	09/30/2024	Active	20	20	0	20	100.00%	0		3				M,VP,SC	N/A		
178541	Silchar Humanity	09/26/2024	Active	20	20	0	20	100.00%	0		0				M,VP,SC	4	90+ Days	
178947	Silchar Souls	09/30/2024	Active	20	20	0	20	100.00%	0		0				M,VP,SC	2		
177954	Silchar Valley View	09/27/2024	Active	23	27	4	23	100.00%	0	0	4				M,VP,SC	0	90+ Days	
155428	Silchar Vista	08/07/2023	Active(1)	21	0	0	0	0.00%	21		20	1	None		P,S,T,M,VP SC	N/R	90+ Days	



# Club Health Assessment for District 322 G through April 2025

			Status	Membership							Reports					Finance		LCIF
Club Number	Club Name	Charter Date		Current Member Count	YTD Members Added	YTD Members Dropped	YTD Net Growth	YTD Net Growth%	Member Count 12 Months Ago	Avg. length of service for dropped members	Months Since Last MMR ***	Yrs. Since Last Officer Report	President Rotation	Vice President Reported ****	Months Since Last Activity Report ***	Account Balance	Donations for current Fiscal Year	
			Number of times on status quo within last two years	If below 15 members appears					If net loss is greater than 20% appears		If no report in 3 months appears in	When more than one year appears in	Number of repeat terms	Notes the officers that do not have an active	If no report at 12 months appears in red			
178795	Silchar Youth	09/24/2024	Active	20	20	0	20	100.00%	0		7			M,VP,SC	N/A	90+ Days		
175890	Udharbond	07/29/2024	Active	23	23	0	23	100.00%	0		8			T,M,VP,SC	8	90+ Days		
Clubs more than two years old																		
36628	AGARTALA	02/06/1979	Active	122	11	0	11	9.91%	116		3		N	T,VP	6		\$830.78	
Exc Award (06/30/2023)																		
134835	Agartala City	05/21/2018	Active	31	0	0	0	0.00%	26		10		2	R	0			
Exc Award (06/30/2020)																		
133392	Agartala Femina	01/24/2018	Active	29	3	0	3	11.54%	29		2		N	T,M	1		\$1,657.37	
68957	AGARTALA GALAXY	06/18/2003	Active(1)	50	22	3	19	61.29%	30	5	1		N	SC	3			
Exc Award (06/30/2018)																		
147330	Agartala Green	07/05/2021	Active	20	0	0	0	0.00%	25		6		N		16			
131565	Agartala Rajdhani	07/03/2017	Active	53	9	0	9	20.45%	59		8		3	R	M,SC	6	90+ Days	
142120	Agartala Royals	07/08/2020	Cancelled(8*)	0	0	20	-20	-100.00%	20	4	4	1	None	P,S,T,M,VP SC	17	90+ Days		
153137	Aizawl City	12/15/2022	Cancelled(8*)	0	0	20	-20	-100.00%	20	2	4	2	None	P,S,T,M,VP SC	N/R	90+ Days		
62981	BADARPUR GREATER	03/27/2000	Active	40	12	0	12	42.86%	35		4		2	N	SC	1	90+ Days	
33288	BANGAIGAON	01/31/1977	Active	43	3	5	-2	-4.44%	45	28	6		N	T,VP	2	90+ Days		
151913	Barpeta	07/29/2022	Cancelled(8*)	0	0	20	-20	-100.00%	20	2	4	2	None	P,S,T,M,VP SC	N/A	90+ Days		
53821	BARPETA ROAD	11/16/1992	Active	40	5	0	5	14.29%	32		8		R	M,SC	1			
40181	DHARMANAGAR	06/29/1981	Active	78	4	3	1	1.30%	84	9	0		N	M,SC	6			
Exc Award (06/30/2018, 06/30/2022)																		
26092	DHUBRI	07/07/1971	Active	36	0	3	-3	-7.69%	38	9	1		N	M,SC	3		\$830.78	
Exc Award (06/30/2024)																		
26097	GAUHATI	10/12/1969	Active	322	39	0	39	13.78%	281		0		N		0		123,754.36	
Exc Award (06/30/2016, 06/30/2018, 06/30/2020)																		
52431	GAUHATI CAPITAL ASSAM	01/22/1992	Active	28	0	6	-6	-17.65%	34	7	4		2	M,VP,SC	17	90+ Days		
36773	GAUHATI GREATER	03/12/1979	Active	190	0	49	-49	-20.50%	229	3	0		N		0		\$3,798.12	
Exc Award (06/30/2016, 06/30/2017, 06/30/2020)																		



# Club Health Assessment for District 322 G through April 2025

			Status	Membership							Reports					Finance		LCIF
Club Number	Club Name	Charter Date		Current Member Count	YTD Members Added	YTD Members Dropped	YTD Net Growth	YTD Net Growth%	Member Count 12 Months Ago	Avg. length of service for dropped members	Months Since Last MMR ***	Yrs. Since Last Officer Report	President Rotation	Vice President Reported ****	Months Since Last Activity Report ***	Account Balance	Donations for current Fiscal Year	
			Number of times on status quo within last two years	If below 15 members appears				If net loss is greater than 20% appears			If no report in 3 months appears in	When more than one year appears in	Number of repeat terms	Notes the officers that do not have an active	If no report at 12 months red			
109942	GUWAHATI ALPINE	12/21/2010	Cancelled(8*)	0	1	6	-5	-100.00%	12	14	4		None	P,S,T,M,VP SC	24+	90+ Days		
117227	GUWAHATI ANMOL	06/19/2012	Active	60	0	0	0	0.00%	58		9			N	0		\$2,489.52	
	Exc Award (06/30/2016, 06/30/2018, 06/30/20																	
111441	GUWAHATI ARPAN	06/20/2011	Active	59	6	1	5	9.26%	58	0	5			N	T	0	\$2,116.80	
	Exc Award (06/30/2021, 06/30/2022, 06/30/20																	
153768	Guwahati Buildwell	03/09/2023	Cancelled(8*)	0	0	24	-24	-100.00%	24	2	15	1	None	P,S,T,M,VP SC	19	90+ Days		
106207	GUWAHATI CARE	08/11/2009	Active	42	5	3	2	5.00%	42	3	3			N	1		\$830.78	
	Exc Award (06/30/2017, 06/30/2018, 06/30/20																	
47706	GUWAHATI CITY	09/03/1987	Active	124	17	8	9	7.83%	117	8	0			VP	0		\$2,607.95	
	Exc Award (06/30/2018, 06/30/2019, 06/30/20																	
140628	Guwahati Elite	01/02/2020	Active	38	4	0	4	11.76%	45		5			N	M	10	\$19.77	
131564	Guwahati Global	07/03/2017	Active(1)	20	6	5	1	5.26%	24	4	3			N	T,VP,SC	0		
	Exc Award (06/30/2020)																	
140413	Guwahati Gold	12/06/2019	Active	76	10	2	8	11.76%	76	1	1		2	N	M,SC	0	\$1,309.98	
	Exc Award (06/30/2024)																	
143918	Guwahati Icon	12/21/2020	Active(1)	14	6	7	-1	-6.67%	30	3	0			N		0		
	Exc Award (06/30/2021, 06/30/2023)																	
58805	GUWAHATI KAMRUPA	10/29/1996	Active	148	17	2	15	11.28%	142	7	0			N		0	\$4,468.00	
	Exc Award (06/30/2018, 06/30/2019, 06/30/20																	
105049	GUWAHATI METRO	03/19/2009	Active	83	11	7	4	5.06%	86	1	1			N	VP,SC	1	\$732.56	
	Exc Award (06/30/2018, 06/30/2021, 06/30/20																	
132546	Guwahati Parvarish	10/04/2017	Active	33	2	0	2	6.45%	31		3		2		VP,SC	6	\$930.81	
101204	GUWAHATI RIVERVIEW	02/20/2008	Active	139	13	8	5	3.73%	150	3	0			N	M,SC	1	\$1,468.45	
	Exc Award (06/30/2021, 06/30/2022, 06/30/20																	
143028	Guwahati Royals	09/30/2020	Cancelled(8*)	0	0	16	-16	-100.00%	16	3	4		None	P,S,T,M,VP SC	24+	90+ Days		
147451	Guwahati Sahyog	07/12/2021	Active	48	0	0	0	0.00%	46		10			M,VP,SC	16		\$830.78	
	Exc Award (06/30/2024)																	
143181	Guwahati Smart City	10/19/2020	Active	20	0	0	0	0.00%	20		10		2	N		0		



# Club Health Assessment for District 322 G through April 2025

			Status	Membership							Reports					Finance	LCIF
Club Number	Club Name	Charter Date		Current Member Count	YTD Members Added	YTD Members Dropped	YTD Net Growth	YTD Net Growth%	Member Count 12 Months Ago	Avg. length of service for dropped members	Months Since Last MMR ***	Yrs. Since Last Officer Report	President Rotation	Vice President Reported ****	Months Since Last Activity Report ***	Account Balance	Donations for current Fiscal Year
			Number of times on status quo within last two years	If below 15 members appears				If net loss is greater than 20% appears			If no report in 3 months appears in	When more than one year appears in	Number of repeat terms	Notes the officers that do not have an active	If no report at 12 months appears in red		
Exc Award (06/30/2021)																	
64680	GUWAHATI SOUTH	09/04/2001	Active	44	9	1	8	22.22%	39	17	0			N	1		\$1,066.19
Exc Award (06/30/2016, 06/30/2017, 06/30/2022)																	
152589	Guwahati Times	09/09/2022	Active	55	5	5	0	0.00%	55	1	4			N	M,SC	8	\$820.14
Exc Award (06/30/2023, 06/30/2024)																	
153229	Guwahati Umananda	01/02/2023	Active	25	3	0	3	13.64%	27		1		3		M,VP,SC	3	90+ Days
131575	Guwahati Umang Lioness	07/03/2017	Active	185	30	2	28	17.83%	171	1	1			N		0	\$23,187.39
Exc Award (06/30/2018, 06/30/2019, 06/30/2022)																	
129086	Hailakandi Centurion	10/13/2016	Active(2)	11	0	0	0	0.00%	11		16		2		S,T,M,VP,SC	24+	90+ Days
Exc Award (06/30/2018, 06/30/2019)																	
38881	JAGIROAD	08/12/1980	Active(2)	24	0	0	0	0.00%	24		17	2	None		P,S,T,M,VP SC	24+	90+ Days
64814	KAILASHAHAR	12/04/2001	Active	75	6	4	2	2.74%	73	7	0		2	R		0	\$1,610.93
Exc Award (06/30/2022, 06/30/2023, 06/30/2024)																	
59810	KARIMGANJ	06/19/1997	Active	77	3	0	3	4.05%	80		9			R		2	
Exc Award (06/30/2020, 06/30/2022)																	
125936	Karimganj Centurion	10/20/2015	Active	59	0	13	-13	-18.06%	74	2	4				S,T,M,VP,SC	1	\$830.78
Exc Award (06/30/2019, 06/30/2020, 06/30/2022)																	
137378	Karimganj Frontline	02/11/2019	Active	21	0	0	0	0.00%	21		9		2		M,VP,SC	24+	90+ Days
Exc Award (06/30/2021)																	
119520	KHOWAI	06/03/2013	Active	37	2	3	-1	-2.63%	37	4	4			N	M	4	
Exc Award (06/30/2021, 06/30/2024)																	
147000	Kokrajhar Greater	07/03/2021	Active	57	8	3	5	9.62%	49	3	0				T,M,VP,SC	1	
143998	Kumarghat Royals	12/23/2020	Active	16	1	7	-6	-27.27%	22	2	0		2		M,VP,SC	3	
148790	Lakhipur	12/14/2021	Active	43	10	5	5	13.16%	36	2	0			R		3	\$99.92
Exc Award (06/30/2022, 06/30/2024)																	
105060	LALA	03/24/2009	Active	31	3	1	2	6.90%	28	4	1			N	T,M,SC	1	
63060	MORIGAON	04/04/2000	Active	40	0	0	0	0.00%	40		12		None		P,S,M,VP,SC	19	
26105	NARANGI	12/24/1965	Active	78	9	1	8	11.43%	74	2	0			R		0	\$1,956.25



# Club Health Assessment for District 322 G through April 2025

			Status	Membership							Reports					Finance	LCIF	
Club Number	Club Name	Charter Date		Current Member Count	YTD Members Added	YTD Members Dropped	YTD Net Growth	YTD Net Growth%	Member Count 12 Months Ago	Avg. length of service for dropped members	Months Since Last MMR ***	Yrs. Since Last Officer Report	President Rotation	Vice President Reported ****	Months Since Last Activity Report ***	Account Balance	Donations for current Fiscal Year	
			Number of times on status quo within last two years	If below 15 members appears					If net loss is greater than 20% appears			If no report in 3 months appears in	When more than one year appears in	Number of repeat terms	Notes the officers that do not have appears in an active	If no report at 12 months red		
97526	RAMKRISHNA NAGAR	06/30/2006	Active	31	11	5	6	24.00%	25	2	1		2	N	P,VP	5	90+ Days	\$119.80
26114	SHILLONG	06/21/1964	Active	79	13	10	3	3.95%	79	3	0			N	SC	10		\$119.80
148939	Shillong Divas	12/06/2021	Cancelled(8*)	0	0	23	-23	-100.00%	23	2	4	1	None		P,S,T,M,VP SC	13	90+ Days	
148452	Silchar Ananta	09/28/2021	Active	46	9	11	-2	-4.17%	44	4	3			N		0		\$419.30
142964	Silchar Care	09/29/2020	Active	49	13	8	5	11.36%	53	3	1			N		5		\$399.42
36080	SILCHAR CENTRAL	09/25/1978	Active	113	5	1	4	3.67%	111	14	0			N	S	3		\$2,328.13
130449	Silchar Centurion	03/20/2017	Active	32	4	5	-1	-3.03%	33	2	4			N	S,VP	8		\$119.80
136439	Silchar City	09/18/2018	Active	27	5	4	1	3.85%	35	3	3			N	SC	4		
151888	Silchar Dynamic	07/29/2022	Active	41	4	0	4	10.81%	38		0		2	R	S,T,VP	1		\$950.58
137379	Silchar Greater	02/14/2019	Active	57	10	8	2	3.64%	55	2	2			N		2		\$746.82
130486	Silchar Lioness	03/24/2017	Active	39	7	2	5	14.71%	54	3	2			N	M,SC	1		\$419.30
142282	Silchar Premier	08/07/2020	Active(1)	20	1	14	-13	-39.39%	26	2	4		2		S,M,VP,SC	15	90+ Days	
136838	Silchar Royals	11/22/2018	Active	23	9	40	-31	-57.41%	45	2	0			N	M	6		\$119.80
146970	Silchar Scholars	07/02/2021	Active	20	5	0	5	33.33%	21		9				M,VP,SC	5	90+ Days	
142030	Silchar Signature	07/08/2020	Active(1)	21	6	5	1	5.00%	20	2	4		2	N	M,SC	7		\$40.02
147742	Silchar Smile	08/17/2021	Active	20	5	5	0	0.00%	20	2	1		2	R	T,M,VP,SC	1		
146969	Silchar Valley	07/02/2021	Active	27	5	4	1	3.85%	30	3	1			N		0		
132359	Silchar Vision	08/04/2017	Active	20	6	12	-6	-23.08%	24	4	0		3	N	M,VP	5		



# Club Health Assessment for District 322 G through April 2025

Club Number	Club Name	Charter Date	Status	Membership							Reports					Finance	LCIF
				Current Member Count	YTD Members Added	YTD Members Dropped	YTD Net Growth	YTD Net Growth%	Member Count 12 Months Ago	Avg. length of service for dropped members	Months Since Last MMR ***	Yrs. Since Last Officer Report	President Rotation	Vice President Reported ****	Months Since Last Activity Report ***	Account Balance	Donations for current Fiscal Year
			Number of times on status quo within last two years	If below 15 members appears				If net loss is greater than 20% appears			If no report in 3 months appears	When more than one year appears in	Number of repeat terms	Notes the officers that do not have an active	If no report at 12 months appears in red		
Exc Award (06/30/2020)																	
125930	Teliamura	10/23/2015	Active(1)	29	8	1	7	31.82%	22	7	9			N	T,M,VP,SC	8	90+ Days
106900	TURA	11/23/2009	Active	36	0	0	0	0.00%	35		11		3		M,VP,SC	24+	90+ Days
Exc Award (06/30/2020)																	
102356	UDALGURI	06/09/2008	Active	18	0	0	0	0.00%	18		7				T,M,VP,SC	24+	
64809	UDAYPUR	11/27/2001	Active	41	8	2	6	17.14%	35	6	8		2	N	M,VP,SC	0	
Exc Award (06/30/2020, 06/30/2024)																	


Clubs Cancelled Previous Fiscal Year – Clubs Cancelled within last 12 months may be reinstated

Club Number	Club Name	Charter Date	Current Status*	Cancellation Date
140411	Bazaricherra Centurion	12/02/2019	Cancelled(8*)	08/29/2023
136414	Bhanga Centurion	10/04/2018	Cancelled(8*)	08/29/2023
152355	Guwahati Grace	08/30/2022	Cancelled(8*)	09/29/2023
142026	Haflong Greater	07/06/2020	Cancelled(8*)	08/29/2023
149222	Kalinagar	12/22/2021	Cancelled(8*)	08/29/2023
140910	Katigora Greater	02/06/2020	Cancelled(8*)	12/29/2023
120232	Longtharaivalley	08/29/2013	Cancelled(8*)	08/29/2023
117682	MANKACHAR GREATER	08/22/2012	Cancelled(8*)	08/29/2023
132994	Patharkandi Centurion	10/31/2017	Cancelled(8*)	08/29/2023
146971	Silchar United	07/04/2021	Cancelled(8*)	12/29/2023
153395	Udharbond Greater	03/27/2023	Cancelled(8*)	12/29/2023

Current Total Clubs Count	YTD New Clubs Count	YTD Cancelled Clubs Count	YTD Net Club Gain	Current Total Members Count	YTD Add	YTD Drop	YTD Net Growth	YTD Net Growth %	Member Count 12 Months Ago	Average Member Count Per Club	% of Clubs with less than 20 members	% No MMR in 3 Months	% No Officer Report in 12 Months	% of Clubs with balance 90+ days	Number of Clubs in Status Quo	% Status Quo Clubs in Financial Suspension	Number of Cancelled Clubs	Average Cancelled Club Age	Members Lost Due to Cancellation	% of Clubs Cancelled for Non-Financial Reasons
90	12	7	5	4,191	742	464	278	7.10%	4,062	47	8%	54%	4%	30%	0	0%	7	11	129	-157%



Club Health Assessment for District 322 G through April 2025

			Status	Membership							Reports					Finance	LCIF
Club Number	Club Name	Charter Date		Current Member Count	YTD Members Added	YTD Members Dropped	YTD Net Growth	YTD Net Growth%	Member Count 12 Months Ago	Avg. length of service for dropped members	Months Since Last MMR ***	Yrs. Since Last Officer Report	President Rotation	Vice President Reported ****	Months Since Last Activity Report ***	Account Balance	Donations for current Fiscal Year
			Number of times on status quo within last two years	If below 15 members appears				If net loss is greater than 20% appears			If no report in 3 months appears in	When more than one year appears in	Number of repeat terms	Notes the officers that do not have an active	If no report at 12 months appears in red		

\* - P - Priority Club. Cancellation Reasons: 1-Objectives/conduct, 2-Non-active club, 5-Non-existing club, 6-Disbanding, 7-Merger, 8-Financial Suspension, 9-District/Multiple District Dues.  
\*\* - Abbreviation: P-President, S-Secretary, T-Treasurer, M-Member Chairperson, VP-First Vice President, MC-Communications Chairperson, SC-Service Chairperson  
\*\*\* - Abbreviation: N/R - Never reported using the Lions Clubs website, N/A - Not applicable, No password registered for the Lions Clubs website.  
\*\*\*\* - Abbreviation: N - New, IP - Immediate Past, R - Repeat.